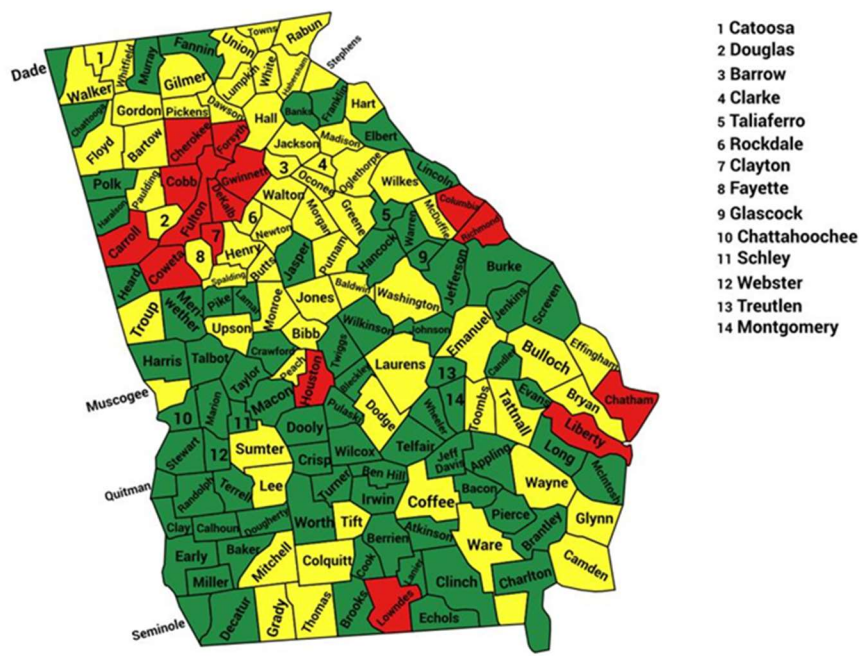


Grand Theft Election 2020™

Georgia



Compiled by Theresa Holmes using data and analysis from Seth Keshel and Draza Smith

“We have put together the most extensive and inclusive voter fraud organization in the history of American politics.”

JOE BIDEN, OCTOBER 24, 2020

“I don’t need you to get me elected. I need you once I’m elected.”

- JOE BIDEN, OCTOBER 31, 2020

“It’s no longer just about who gets to vote. Or making it easier for eligible voters to vote. It’s about who gets to count the vote.”

JOE BIDEN, JULY 13, 2021

Grand Theft Election 2020™

A Compilation of Data from All 50 States and D.C.

Data Provided by Seth Keshel

And

Draza Smith

From Publicly Available Sources

Edited by Theresa Holmes

Grand Theft Election 2020 © 2021 by Theresa Holmes

Table of Contents

Part One	3
Preface	4
Introduction	6
How I Fell Down the Rabbit Hole	8
Draza Smith	
2020 Election Data Research Reveals Troubling Patterns	12
Dr. Douglas Frank	
More Evidence	14
Gateway Pundit article	
The Controlling Algorithm	17
Draza Smith	
Our Election was Stolen with PID Controllers	20
Guy Smith	
Part Two	28
Introduction	29
The Art of the Steal	30
Capt. Seth Keshel	
Examples of How This Happened in Several States	31
Draza Smith	
Is My Secretary of State Complicit in the Fraud?	37
Dr. Douglas Frank	
Dr. Frank's Methodology	37
Draza Smith	
How the Voter Rolls Were Padded in Colorado	44
Guy Smith & Theresa Holmes	

Part Three – Grand Theft Election 2020 – Georgia	46
Introduction	46
Theresa Holmes	
Heat Map by County	47
Seth Keshel	
Georgia	49
Draza Smith	
Part Four – Now What Do We Do?	52
Conclusion	53
Theresa Holmes	
References	56

Preface

The quotes on the title page are why we need to understand WHAT THE HELL HAPPENED on 11/3 and the following days, weeks, and months.

Oh, and remember all the articles from 2016 through 2020 just before the election about how insecure our elections could be? No? Here are just a few links from Kanekoa the Great. And the toddlers in grownup bodies have the absolute GALL to tell US the 2020 Election was the cleanest, fairest, most secure election ever.

We now have four years of articles from the corporate media talking about the cyber security nightmare that is the modern US election system leading up to what they now call the “most secure election in American history.” The three links below are just a sample. The rest are listed in the Reference Section at the end of this document.

<https://www.politico.com/magazine/story/2016/08/2016-elections-russia-hack-how-to-hack-an-election-in-seven-minutes-214144/> PBS: Recounts or no, U.S. elections are still vulnerable to hacking (December 26, 2016)

<https://www.pbs.org/newshour/nation/recounts-no-u-s-elections-still-vulnerable-hacking> CBS: Hacker demonstrates how voting machines can be compromised (Aug 10, 2016)

<https://www.cbsnews.com/news/rigged-presidential-elections-hackers-demonstrate-voting-threat-old-machines/> FOX: Princeton Professor demonstrates how to hack a voting machine (Sep 18, 2016)

Why is this important? Because all those involved in developing the Grand Theft Election 2020 video game with which they replaced the real election spent FOUR YEARS telling us EXACTLY how they were going to steal the election. And they now expect us not to call them out?

These people are like toddlers in grownup bodies working together to scam mommy and daddy out of the video game Grand Theft Election that they’ve been told repeatedly not to touch. Reminds me a bit of the Garden of Eden story, save that Adam and Eve were innocents, and these toddlers in grownup bodies—also known as minions of the Serpent—are anything but innocent. I’ll be as nice as I can and not call them what they really are.

So, these toddlers in grownup bodies really, really, really want to play that video game with all those lovely states just waiting for them to drive them around and make their people do what they want them to do. Not only that, but they really HATE Mommy and Daddy for not giving them everything they want when they want it. Instead, Mommy and Daddy have spent four years dismantling the huge Tower of Power they’ve spent thousands of years building brick by brick, secret by secret, so they can finally make Mommy and Daddy do exactly what they say. They seem to think playing Grand Theft Election 2020 will fix everything to their own satisfaction.

In time we will learn all the sordid details of who the toddlers in grownup bodies are that came up with the grand scheme to replace the real Election 2020 with the Grand Theft Election 2020 video game. This

project is intended to show how the video game actually worked. Once you understand that, we aim to provide enough details for each state based on publicly available data by people who know what to look for so residents of any state can begin the process of setting up forensic audits, including voter canvassing, in their states based on the Arizona Protocol, which is just a starting point.

The toddlers in grownup bodies seem to believe their Grand Theft Election 2020 video game is a really good (if not perfect) simulation of a real election. Draza Smith disabuses them of that notion.

“The largest take away from this evaluation is not that we reach a final percentage; we always will in an election, but that the movement to that final percentage is not what would be expected in a truly fair election and that we have events that cannot be explained by normal, expected processes.”

Did these people really expect the scientists, mathematicians and engineers wouldn’t see right through them?

Apparently, as is typical of toddlers in grownup bodies, stuck at the mental and emotional age of two no matter how bright they are otherwise, they didn’t expect all those people to put in untold thousands of hours analyzing the election *pro bono*—much less someone like me putting a project like this together without expecting to earn a penny. They thought the cost of analysis—to say nothing of the cost of the full forensic audits needed to at least try to untangle the mess left behind by the theft of the video game—would be far more than anyone would be willing to pay. But that’s because these toddlers in grownup bodies don’t have a clue about how adults think, much less act, to deal with reality.

This analysis has to be done so the adults in the room can properly understand how the toddlers in grownup bodies managed to swipe the video game and its player—and where they’re hiding it.

Introduction

Most of what follows is a compilation of data provided by Seth Keshel analyzing each state by the potential excess votes for Biden by county within each state based on publicly available records such as voter rolls, election results, and population changes. Seth's heat maps showing problem areas in each state are followed by Draza Smith's analysis showing how the election results are clearly manipulated using an engineering function called a sixth order polynomial or PID like that used for the cruise control in your car. Her work is based in part on Dr. Douglas Frank's work as he discovered how that polynomial was set up using 2010 census data and voter registration rolls in counties across the country to create a "bank" of phantom voters to fill in the numbers as called for by the algorithm.

It might have worked—except the tsunami of voters for Trump (and an internet outage in Florida, among other technical glitches) broke the algorithm and forced the real election managers to scramble all resources to "fix" the problem so they could "save" democracy from us evil and disgusting sheep who refuse to do what we're told by our "betters." Sorry. Yes, that's really how these people think. Didn't we hear Ruby Freeman tell us that on her viral video? Don't we see it in the Time article "The Secret History of the Shadow Campaign That Saved the 2020 Election?" <https://time.com/5936036/secret-2020-election-campaign/>



Illustration by Ryan Olbrysh for TIME

Since credentials are considered important, here are those of Seth Keshel, Dr. Frank and Draza Smith.

Seth Keshel is a former Army Captain of Military Intelligence and Afghanistan Veteran, working with General Flynn and Sidney Powell as an election data analyst. In an interview, Seth reviewed his California data analysis and charts, suggesting California begin by targeting the following three counties for audits: Kern, Shasta, Placer. He also took questions from Patriots all over the country addressing important election and audit related concerns. It's moments like these we're reminded WE ARE ALL IN THIS TOGETHER.

Dr Douglas Frank - Dr Frank is a physicist, chemist and mathematician with a Ph. D. in Surface Analytical Chemistry. In 1990 Dr. Frank discovered and invented a technique for creating three dimensional images of molecules resting on surfaces. This led to a cover article in Science Magazine. ***Dr. Frank has researched the 2020 elections following the data of the election returns county by county across the country, revealing that the 2010 national census data was used to pre-set the algorithms in the voting machines. This in turn manipulated the 2020 election rolls by injecting phantom votes into the election totals.***

Draza Smith - Draza is a licensed P.E. and has an M.S. in Electrical Engineering and M.S. Computer Engineering. She has completed her doctoral work in Computer Engineering with only her PhD dissertation to complete. Draza has worked for Sandia National Labs focusing on Cyber and Grid Security.

My own credentials aren't important since all I'm doing here is compiling a lot of their hard work into a form that can be studied by those unwilling to spend days going through tons of Telegram posts. But if you must know, I have 15 plus novels available on Amazon, and I do copy editing for a couple of friends who are selling a lot more novels on Amazon than I ever did (or likely ever will).

I'm also one of the founding members of the MT First Audit Chat (under the America First Audit Channel) and I publish daily updates in e-letter format to nearly 130 Montana Patriots learning how to morph from Sheep of His Pasture into His Lions of Judah by acting as Abba gives us tasks to execute using His Power (of prayer) and Authority (of decree). And I've spent 40 years fixing and fighting with computer and electronic technology, much of that as tech support for Gateway Computers, then Adelphia, Time Warner Cable and Spectrum (formerly known as Charter Communications).

How I Fell Down the Rabbit Hole

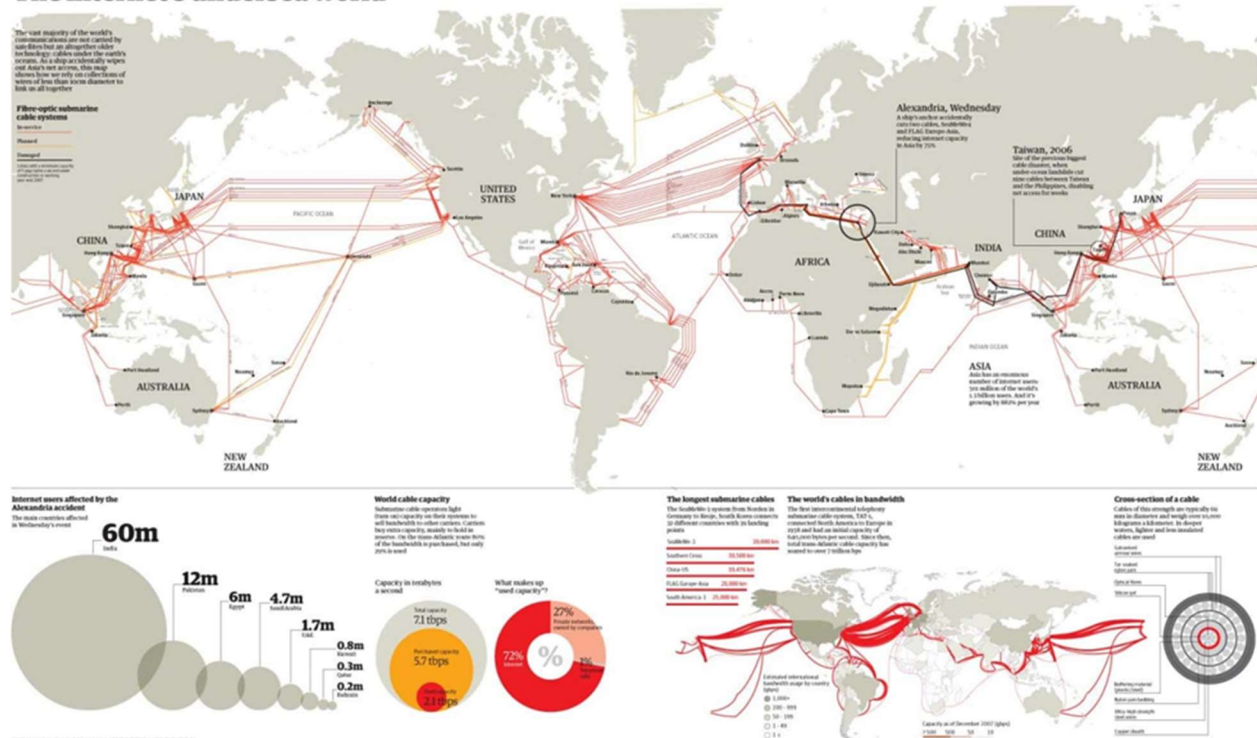
By Draza Smith

I watched the new “Absolute 9-0” video that Mike Lindell put out. I had so many questions after watching this! I realize the 19 pcaps his whistle blower showed us are just handful of the actual total of those captured, but the communication comes from China, Iran, India, UK, Brazil & Ukraine. So, the people that collected the pcap file had to be monitoring all of the international internet pipelines that come into the US and possibly satellite connections, because the routing couldn’t possibly have brought all that through a single pipe. This is as it should be to avoid detection if you were being a really bad guy. Then the filtering would have to be done to pull out just the communications that were being directed to the IP addresses for the voting machines that were not supposed to be connected to the internet. Do the voting machine manufacturers have their own MAC address prefix? This is a HUGE amount of intelligence to gather in order to gather this into a cohesive capture file.

Additionally, if you look just at AZ, the target machines were in the same county, but the attacks came from different cities in China. And the IP Addresses for the 2 Pima County machines were not even on the same /24 IP range...which means that they had to be in different polling locations at a minimum, if not in different precincts of that county. How did the people that captured this data know what the IP addresses of the machines were? Determining this by inspection of the contents of the message package would be a herculean endeavor.

When Mike (Lindell) says that it is an absolute miracle that we even have this evidence to evaluate - he is not lying, and I don’t think people realize what a crazy effort it must have been to collect this data! Thank you for an amazing, incredible amount of work you did for all of us.

The internet's undersea world



The map on the previous page shows the internet connections into the US. This doesn't count satellite connections. The monitoring involved to pull together a pcap file to detect attacks from China, Iran, Brazil, Ukraine, South Korea and UK...think of how diverse the routing from all those attack vectors would be! And they got pcap files of all of it!

CASE 0:21-cv-01332 Doc. 1-12 Filed 06/03/21 Page 3 of 8

	A	B	C	D	E	F	G
1	US ELECTION FRAUD 2020						
2	FOREIGN INTERFERENCE						
3							
4	DATE	SOURCE	LAT	LONG	PROVINCE	CITY	COUNTRY
5	11/3/2020 22:49	180.76.4.109	39.9042	116.407	BEIJING	BEIJING	CHINA
6	11/5/2020 5:02	202.46.63.102	22.5414	114.123	GUANGDONG	SHENZHEN	CHINA
7	11/4/2020 11:49	202.112.126.88	39.9696	116.319	Haidian	Beijing	CHINA
8	11/5/2020 17:18	180.76.6.62	39.9042	116.407	BEIJING	BEIJING	CHINA
9	11/5/2020 5:09	36.250.242.65	31.0549	121.3493	Shanghai	Shanghai	CHINA
10	11/4/2020 6:42	121.169.194.16	37.4331	127.1375	Gyeonggi-do	Seongnam-si	S. KOREA
11	11/3/2020 20:47	202.46.50.140	22.5414	114.123	GUANGDONG	SHENZHEN	CHINA
12	11/4/2020 0:29	220.181.108.155	39.9042	116.407	BEIJING	BEIJING	CHINA
13	11/4/2020 22:06	183.12.143.105	22.5333	114.1333	Shenzhen	Guangdong	CHINA
14	11/5/2020 16:44	178.137.5.18	49.982	36.2566	Kharkivska Oblast	Kharkiv	UKRAINE
15	11/5/2020 10:05	112.25.14.21	31.299	120.585	Jiangsu	Suzhou	CHINA
16	11/5/2020 4:59	124.240.187.80	39.9042	116.407	BEIJING	BEIJING	CHINA
17	11/4/2020 4:54	123.125.71.96	39.9906	116.2887	Haidian	Beijing	CHINA
18	11/4/2020 23:03	180.76.5.142	39.9042	116.407	Beijing	Beijing	CHINA
19	11/4/2020 20:32	220.225.11.77	22.5602	88.3698	Kolkata	West Bengal	INDIA
20	11/4/2020 3:27	77.237.73.3	35.6892	51.389	TEHRAN	TEHRAN	IRAN
21	11/3/2020 23:04	182.68.255.4	28.4167	77.306	HARYANA	FARIDABAD	INDIA
22	11/4/2020 17:17	177.1.64.170	-16.6391	-49.2622	Goiás	Goiânia	BRAZIL
23	11/4/2020 1:50	5.9.223.248	49.4542	11.0775	Bavaria	Numberg	GERMANY
24	11/4/2020 5:38	82.9.64.214	54.5746	-1.927	Middlesbrough	England	UK

Editor's note: This table is the left half of the complete table. The right half is on the next page.

CASE 0:21-cv-01332 Doc. 1-12 Filed 06/03/21 Page 6 of 8

	A	L	M	N	O	P
1	US ELECTION FRAUD 2020					
2	FOREIGN INTERFERENCE					
3						
4	DATE	NETWORK CODE	TARGET	LAT	LONG	STATE
5	11/3/2020 22:49	Baidu	198.108.253.104	45.7452	87.0646	MICHIGAN
6	11/5/2020 5:02	Baidu	66.129.42.43	45.0275	84.6748	MICHIGAN
7	11/4/2020 11:49	ERX-CERNET-BKB	159.233.2.2	32.2217	110.9265	ARIZONA
8	11/5/2020 17:18	Baidu	199.224.22.10	40.4406	79.9959	PENNSYLVANIA
9	11/5/2020 5:09	CHINA169-Backbone	68.185.163.98	44.7577	90.2968	WISCONSIN
10	11/4/2020 6:42	KIXS-AS-KR	216.245.224.155	44.8344	85.2826	MICHIGAN
11	11/3/2020 20:47	Baidu	159.233.0.55	32.2217	110.9265	ARIZONA
12	11/4/2020 0:29	CHINANET-IDC-BJ-AP	170.125.0.22	43.0775	89.3931	WISCONSIN
13	11/4/2020 22:06	CHINANET-BACKBONE	74.174.32.3	33.749	84.388	GEORGIA
14	11/5/2020 16:44	AS15895	50.239.65.95	42.3314	83.0457	MICHIGAN
15	11/5/2020 10:05	CMNET-Jiangsu-AP	66.216.167.151	40.0379	76.3055	PENNSYLVANIA
16	11/5/2020 4:59	CHINA169-Backbone	208.90.188.132	39.0997	94.5786	PENNSYLVANIA
17	11/4/2020 4:54	CHINA169-BJ	208.90.188.136	39.0997	94.5786	PENNSYLVANIA
18	11/4/2020 23:03	Baidu	34.192.0.124	39.0437	77.4875	MICHIGAN
19	11/4/2020 20:32	RELIANCE-COMMUNICATIONS-IN	34.192.0.58	39.0437	77.4875	MICHIGAN
20	11/4/2020 3:27	NHCO	216.245.226.122	44.8344	85.2826	MICHIGAN
21	11/3/2020 23:04	AIRTELROADBAND-AS-AP	67.192.61.135	32.7831	96.8067	MICHIGAN
22	11/4/2020 17:17	Brasil Telecom S/A - Filial Distrito Federal	34.192.0.65	39.0437	77.4875	MICHIGAN
23	11/4/2020 1:50	AS24940 HOS	199.250.192.30	38.8951	77.0364	MICHIGAN
24	11/4/2020 5:38	AS5089-NTL	199.250.192.96	38.8951	77.0364	MICHIGAN

IP addresses - ranges for the attacks going to the same counties - sources from different locations attacking the same counties. Logistically, this is massive.

Yeah - I know this is not confirmed yet. But my prediction (a la The Great Carnac reading through the envelope) is that if this is true and there are 254,000 ballots missing in Maricopa, then when they tally up the numbers, Trump's votes will exceed Biden's votes by 243,000. Adding in 254,000 mystery votes for Biden would then give him the win by 11,000. Such ballots probably existed, were probably either printed in China or Xeroxed - and probably burned in that fire at Hickman's Farm or were shredded (or both).

I don't know if this was coordinated or not, but it seems to be brilliant timing that Biden should present himself at the G7 just prior to the completion of the AZ audit. Now, when the audit comes back, the world will be on our side. They will say, "We knew Americans were not stupid enough to vote that in as their leader. Carry on..."

Once the results come out about the level of fraud in Maricopa County, who is going to believe that Pelosi, Schiff, Swalwell and Waters won their elections fairly when California very likely used the same fraud?

The election of 2020 was not counted, it was calculated.

Editor's Note: Just because the pcap data wasn't presented at the Cyber Symposium in August doesn't mean it isn't valid. My understanding is that the FBI and possibly other government agencies tried to set up a sting operation of their own by inserting a "poison pill" into the pcap data and preparing arrest warrants to serve on anyone accessing the data. Now, why would they do that? Trying to keep something hidden?

So, Mike Lindell and his red team changed plans with the help of Tina Peters, Clerk and Recorder of Mesa County Colorado. She brought forensic images of one or more Election Management Systems before and after Dominion techs did a "system update" which essentially wiped out all the voting data. I watched that section of the Symposium live, and it is referred to in the Reference Section.

As someone familiar with Windows, I could see and understand exactly what the experts were talking about. So, dear toddlers in grownup bodies, don't try to tell me I don't know what I'm talking about. The Dominion Techs broke Federal and State law by erasing data that is supposed to be kept for 22 months. What are you trying to hide? The Grand Theft Election 2020 video game—and the player—you managed to swipe from their hiding place in Daddy's locked game cabinet? Haven't you learned the coverup will get you every time, no matter how hard you try to hide your crimes?

For more on that, check out Professor David Clements' video of the Vote Trafficking Parable (link below). I watched that presentation live as well, so again, don't try to tell me what I saw wasn't "valid." The man is a prosecutor for heaven's sake. He knows what he's talking about.


<https://rumble.com/vl2qbo-mike-lindell-cyber-symposium-professor-david-clements-the-vote-trafficking-.html>

All that said, back to our story, with Dr. Douglas Frank telling us what he found.

How the Election Was Stolen...

In a Nutshell...

- **Before the Election...**
 - Decide What the Outcome Will Be for Each State
 - Regulated at the County Level (3,242 Counties)
 - Inflate the Registration Databases
 - "Credit Line" of Phantom Voters
 - Program the Machines
- **During the Election...**
 - Databases and Machines are Hacked & Tracked
 - Manipulate Votes and Voters
 - Regulate County Outcomes
- **After the Election...**
 - Pair Last Minute Voter ID's with Phantom Voters
 - Clean Up the Evidence
 - Remove Phantom Voters



2020 Election Data Research Reveals Troubling Patterns

By Dr. Douglas Frank

"I discovered the algorithms that were controlling the election," said Frank (@FollowTheData). "To us on the outside watching the election, we see these behaviors and don't understand them – [but] I can [now] predict them based on what I know is underlying it."

When Frank charted the number of ballots received by each age, he found an uncanny correlation between that graph and the graph of registered voters and census data. They virtually matched each other, he said.

Upon further study, Frank determined that a precise formula was used to control the election results, and he was able to ultimately derive the actual numerical values that were used in the formula. He said that once he discovered the formula, he was able to predict the exact turnout by age in other counties in Pennsylvania.

Frank told viewers on the livecast that voting machines were connected to the internet, and that voter registration rolls are accessible online. He has concluded that voter registration rolls were artificially inflated with "low-propensity" voters in order to supply a pool for "phantom ballots."

"Each county's registration rolls are artificially inflated," said Frank. "For example, people who have passed away – you don't remove them from the registration roll, so that gives you extra voters."

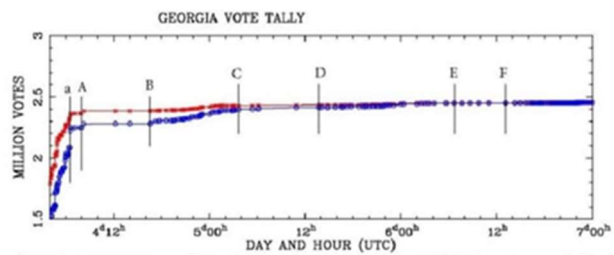
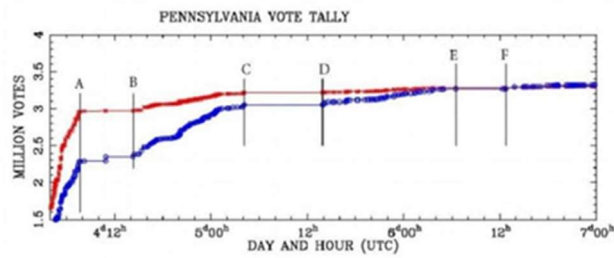
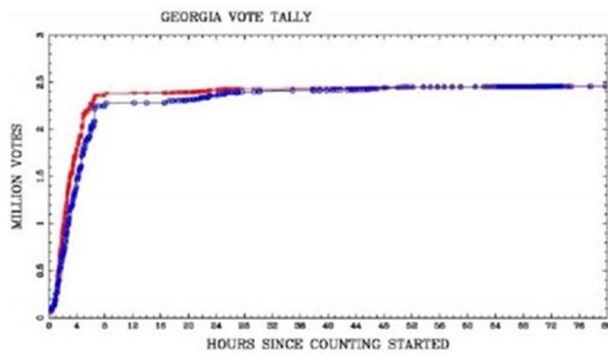
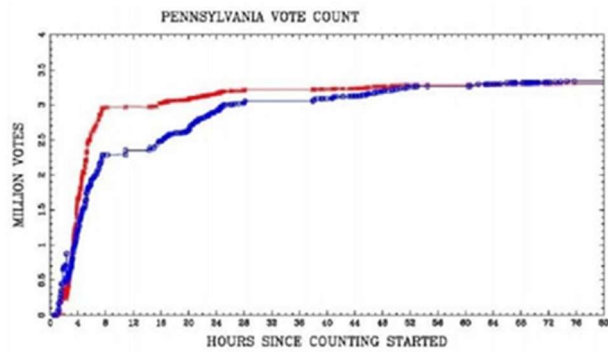
Frank said that, based on his calculations, he estimated a significant percentage of the votes cast in the 2020 election were actually “phantom votes.” Phantom votes, he said, are legally invalid ballots because they are attributed to people who, for example, died before the election, have moved out of state, already voted, are convicted felons, are underage or who say they did not actually vote. To corroborate his estimate, he assembled a team of canvassers who went door to door in Pennsylvania with a randomly selected list of people who supposedly (according to election results) cast a ballot in the 2020 election. The canvassers found, according to Frank, not about 20% as he initially believed, but over 30% of the ballots cast were from phantom voters.

After studying Pennsylvania, Frank studied Michigan, Wisconsin, Colorado, and other jurisdictions. He finds that the same essential patterns are in every state. And, Franks says, there is significant corroborating evidence of the scheme across the nation.

https://www.einnews.com/pr_news/542874813/dr-frank-2020-election-data-research-reveals-troubling-patterns

More Evidence

From the Gateway Pundit



Time	Pennsylvania	Georgia	Time Difference
a	---	4d 06:34:49	---
A	4d 07:41:48	4d 07:58:51	00h 17m 03s
B	4d 14:16:51	4d 16:32:54	02h 16m 03s
C	5d 04:09:54	5d 03:40:00	00h 39m 54s
D	5d 13:54:50	5d 13:44:46	00h 10m 04s
E	6d 06:30:10	6d 06:44:04	00h 13m 54s
F	6d 12:45:12	6d 13:06:43	00h 21m 31s

According to this analysis of the Edison election database, there were three nearly identical pauses in vote counting in Georgia and Pennsylvania.

The first pause started on November 4th at 3:41AM EST in Pennsylvania and 17 minutes later at 3:58AM EST in Georgia.

The second pause started on November 5th at 11:40 AM EST in Georgia and 29 minutes later at 12:09 PM EST in Pennsylvania.

The third pause started on November 6th at 2:30 PM EST in Pennsylvania and 14 minutes later at 2:44 PM EST in Georgia.

Biden took the lead in both states at the end of the third pause.

Why were there pauses in vote counting in both states and why were these pauses coordinated at nearly the exact same times?

Article:

<https://www.thegatewaypundit.com/2021/06/caught-new-report-shows-coordination-collusion-pa-ga-2020-election/>

Editor's Note: What is Edison? Eagle 321 explains on Draza Smith's Telegram Chat:

"Edison Research is the ONLY company in the United States that collects election day ballot data for each of the 3,141 counties in the United States. This tiny 40-person company is the sole provider of election day data to the National Election Pool used by every major news network and paper in the United States including ABC, CBS, NBC, and CNN. Edison's data is collected in real-time and updated minute-by-minute for use by news outlets.

"Typically on election night Edison's data shows an increasing number of ballots for each candidate throughout the night, but this year Edison's real-time data showed a unique phenomenon. Inexplicably, voting systems from Dominion, Election Systems & Software, and other firms began reporting to Edison that thousands of votes were being switched from Trump to Biden. The biggest switch was in Pennsylvania where 220,883 of Trump's votes were switched to Biden and 941,248 votes were simply removed from their count (Edison's data does not show how many of those votes were taken from Trump versus Biden). It seems more and more likely that Edison's real-time data has inadvertently revealed the greatest election fraud in American history."

I remember watching Pres. Trump's speech the night of 11/3/20. He told us this was going to happen, almost to the minute. I went to bed feeling quite depressed by the knowledge that the toddlers in grownup bodies were going to steal the election. Oddly, when I woke up the next morning, I felt considerably better—and have watched with great interest over the next days, weeks, and even months as they did exactly what Pres. Trump said they were going to do. He knew, because all of this has been the biggest sting operation in the world—and in His Story.

For a sting to work, you have to let the criminals in the front door and out the back with all your possessions—and then let them try to cover up the evidence they've left behind. You have to let everyone involved reveal themselves as they walk into your traps. You don't want just the Ruby

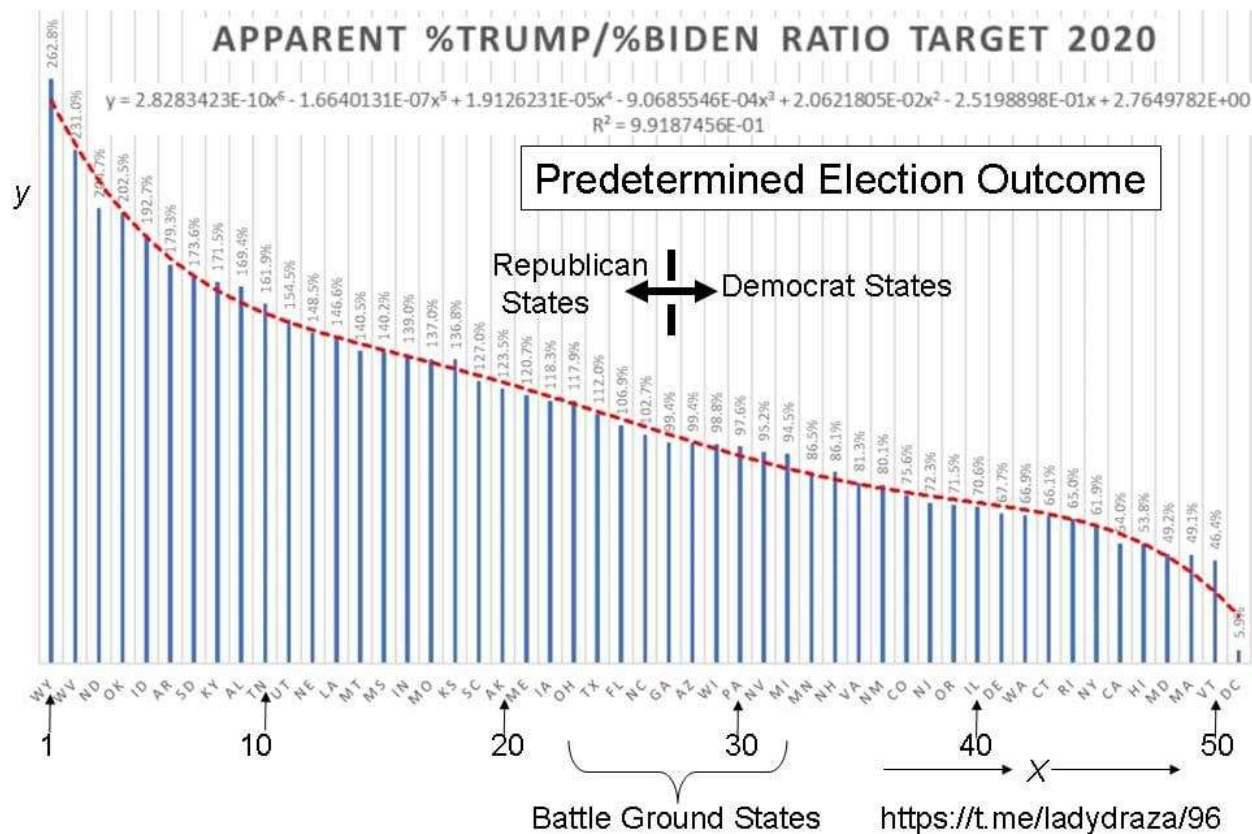
Freemans. You want the masterminds at the top of the Tower of Power. Since very few of them spend any time in this country, you have to make the sting worldwide. That takes time.

The Controlling Algorithm

By Draza Smith

I figured out that if you take the assumed target of the %Trump/%Biden vote and sort them in numerical order and plot them, you get a curve that is a perfect 6th order polynomial.

Draza Smith's 6th Order Polynomial



FL didn't turn out the way the schemers planned. Once FL was called for Trump, they had to stop the counting and reshuffle the states. NC is in the middle at ~100%, The states that got shuffled into Biden's pile are the ones that stopped their counting to have their percentages recalculated.

Some of them were moved more than others. The ones with the biggest moves in percentages had obvious jumps in the vote totals for Biden.

If you take the number that the state is in line, such as WY=1, and substitute that for X in that equation, the value that you get for y is the percentage of Trump votes to Biden votes that that state will have at the end of counting. It looks like this was assigned before the first vote was ever cast.

The number of total votes in the state really didn't matter. There was flipping, adjudicating, discarding...the numbers seem to show this. The important value was the overall percentage.

Editor's Note: Guy Smith (no relation to Draza) has created a Power Point pdf detailing exactly how the election was stolen using PID Controllers. With his permission I am including the info from several of his slides. The chart on the previous page is also part of his presentation, so I won't include it again.

Remember the Time article linked to earlier? The "cabal" insisted they were "fortifying" the election. Guy's response is, "They weren't fortifying the Election, they were rigging it with PID controllers."

It's possible there was internet feedback at the precinct level in those counties using election machines made by either ES&S (like we have in Montana) or Dominion, given that Smartmatic software is embedded in the processors of both, as I understand it. However, not all counties, particularly the rural ones, have election equipment. I know there are ten of the 56 counties in Montana, for instance, that still use paper and count by hand. However, it is possible that the count totals are transmitted to the Secretary of State's office over the internet. Determining if there's a difference between the county's results and those recorded by the Secretary of State would require that someone think to ask...

While we don't yet know exactly where the commands to the PID control software were inserted into the election equipment—whether at the precinct level, the county level, the state level or some combination—let alone by whom, it's clear from all the information provided here and in the state reports now available that someone (or a fairly large group of controllers) was managing the coordination of this process, most likely from outside this country.

The 40,000 ft. view that allowed these people to adjust the results on the fly (no matter how obvious those adjustments were) and coordinate with people "on the ground" in specific counties of specific "swing" states to CYA (i.e. try to cover up or remove the evidence) for them in the days following the election strongly suggests this.

And Robert Justice points out wi-fi or direct internet connections aren't the only way to insert commands into PID control software. There's also what he calls "foot-net," using thumb drives like the one Ruby Freeman's daughter passed to a coworker in that other viral video. And how many thumb drives in assorted battleground states have gone missing?

Our Election was Stolen with PID Controllers

By Guy Smith

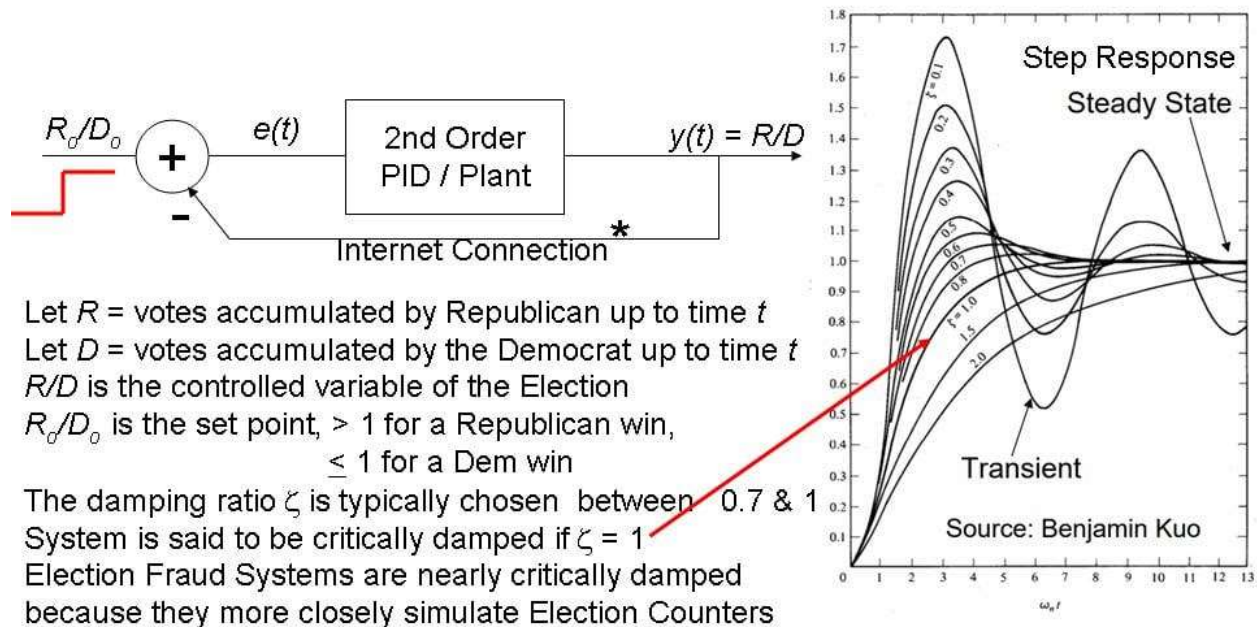
- The 2020 Presidential Race was not an Election
- It was a Computer Simulation pretending to be a Presidential Election
- Basically no one's vote was actually counted
- The Outcome of the race was pre-determined to be a "win" for Biden
- This Presentation is a Summary of the findings of Draza Smith's exposé that our Election was stolen by a Computer Simulation that used 50 PID Controllers, one per State.
- The most common application of a PID Controller is the "Cruise Control" in cars
- The term PID Controller is used loosely here to signify a tracking behavior rather than an exact tracking architecture. It is likely that this tracking algorithm involves a distributed Network architecture of Centralized Operators using Master Servers and Slave Tabulators to produce a pre-determined Election result that purposely disenfranchises voters.

This presentation only deals with Item # 1 below.

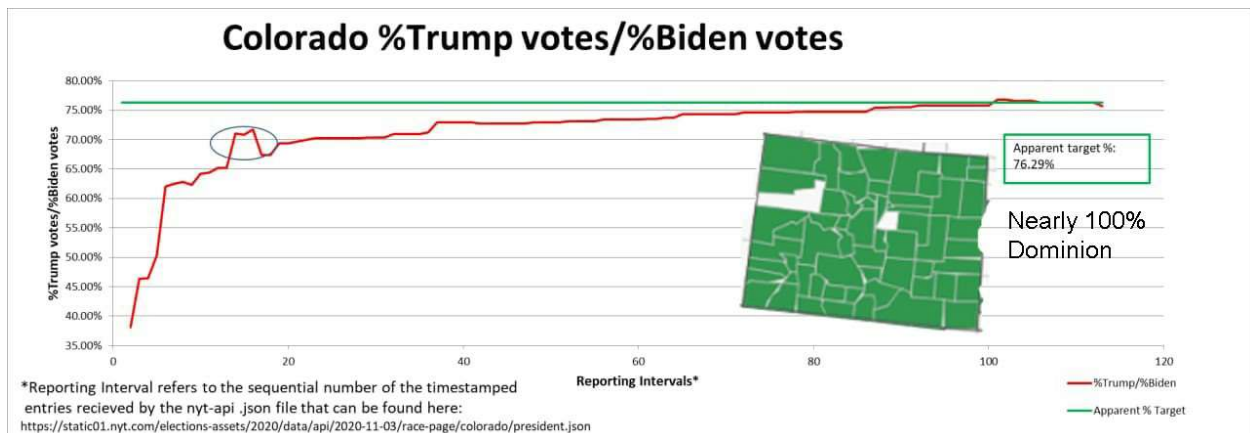
All of the ways they cheated:

1. Hacking/manipulation of voting machines
 - fractional votes
 - vote flipping
 - voting machines intentionally left unsecured?
 - voting machines connected to the internet
 - bad calibration
2. Canvassing
3. Illegal immigrant voting
4. Duplicate ballots
5. Adjudicators filling in illegible ballots
6. Mail-in ballots
7. Fraudulent ballots (not watermarked)
8. Dead people voting
9. Registering numerous voters at a single address
10. Ballot injection by the poll workers
11. Media manipulation (Social Media & News Networks)
12. State governors changed voting rules outside of the state legislatures
13. Unmonitored drop boxes
14. Barring unbiased and Republican witnesses during counting
15. Voting even though no longer living at residence
16. Nursing home coercion
17. Disposing of ballots
18. Use of maiden names
19. Bloated voter rolls
20. Use of Sharpies

Control Variable of the Elections, R/D



* "We support a variety of Wireless Modems....., 3G GSM including the latest 4G Standards, Verizon, AT&T, Sprint and all Networks" Ref (6) Eric Coomer, VP Dominion Voting Systems



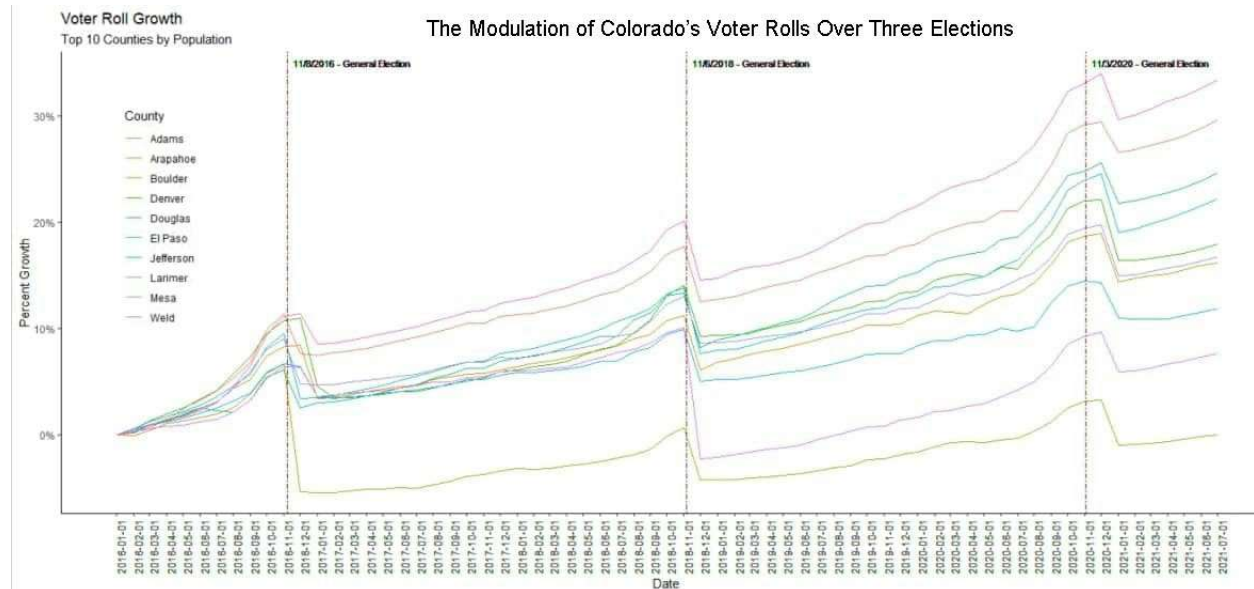
Step Response of Colorado during the 2020 Election

Excluding the minor anomaly around update # 18, this is the Step Response of a Classic Critically Damped PID Controller tuned for a Biden win in CO (Trump/Biden ratio = 0.763). This is possible because Deep State has CO almost 100% covered with Dominion Internet-Connected Hardware.

This is the Holy Grail for Deep State because a critically damped PID Controller most closely simulates an Election counter and avoids the tell-tale undesirable "hunting" found in most tracking algorithms. This is

undoubtedly what Jena Griswold meant when she said, “Colorado has the best Election Systems in the Country.”

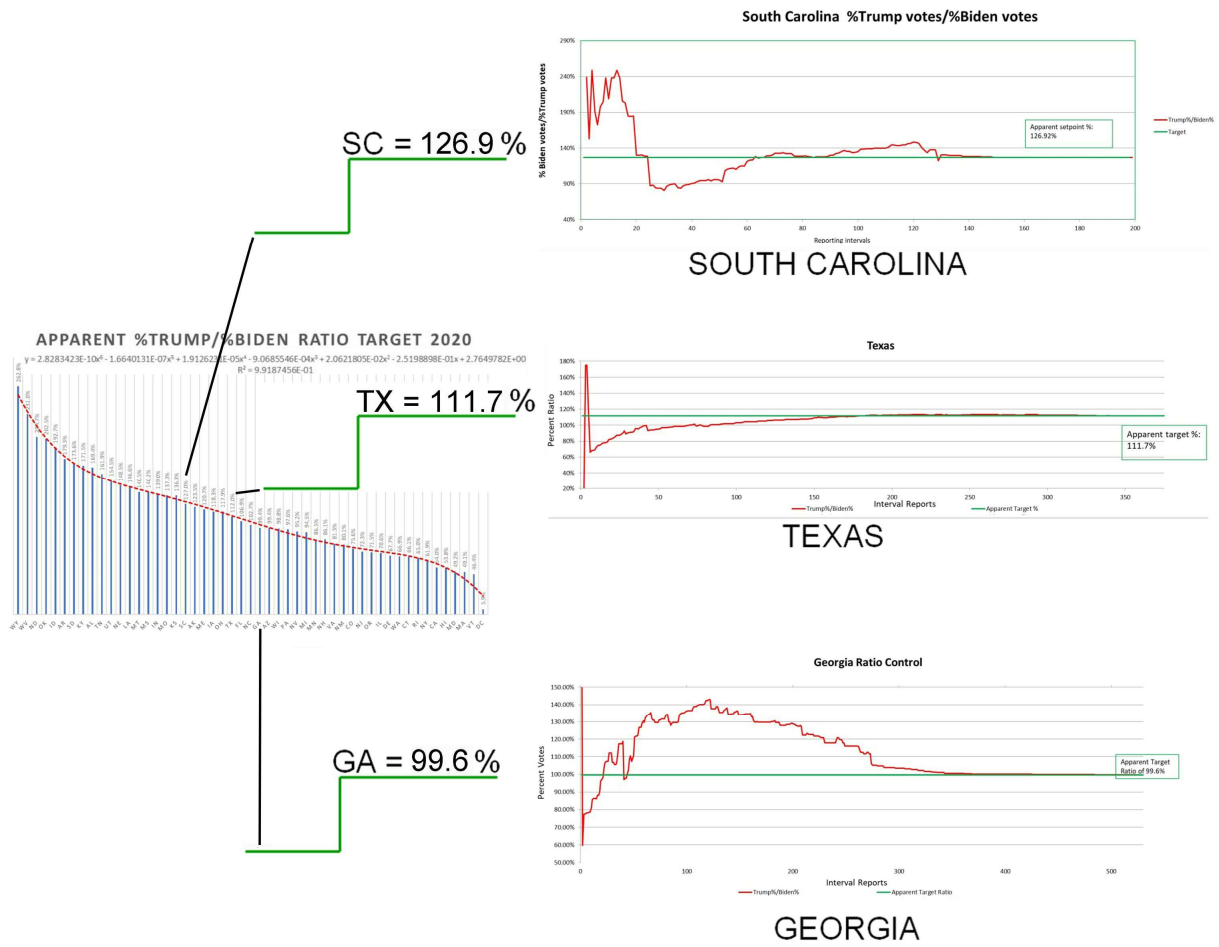
<https://www.denverpost.com/2021/08/12/election-security-colorado-mesa-county-jena-griswold/>



This graph shows how Big Brother has been modulating the voter rolls in Colorado over the last 3 Elections with Phantom Voters

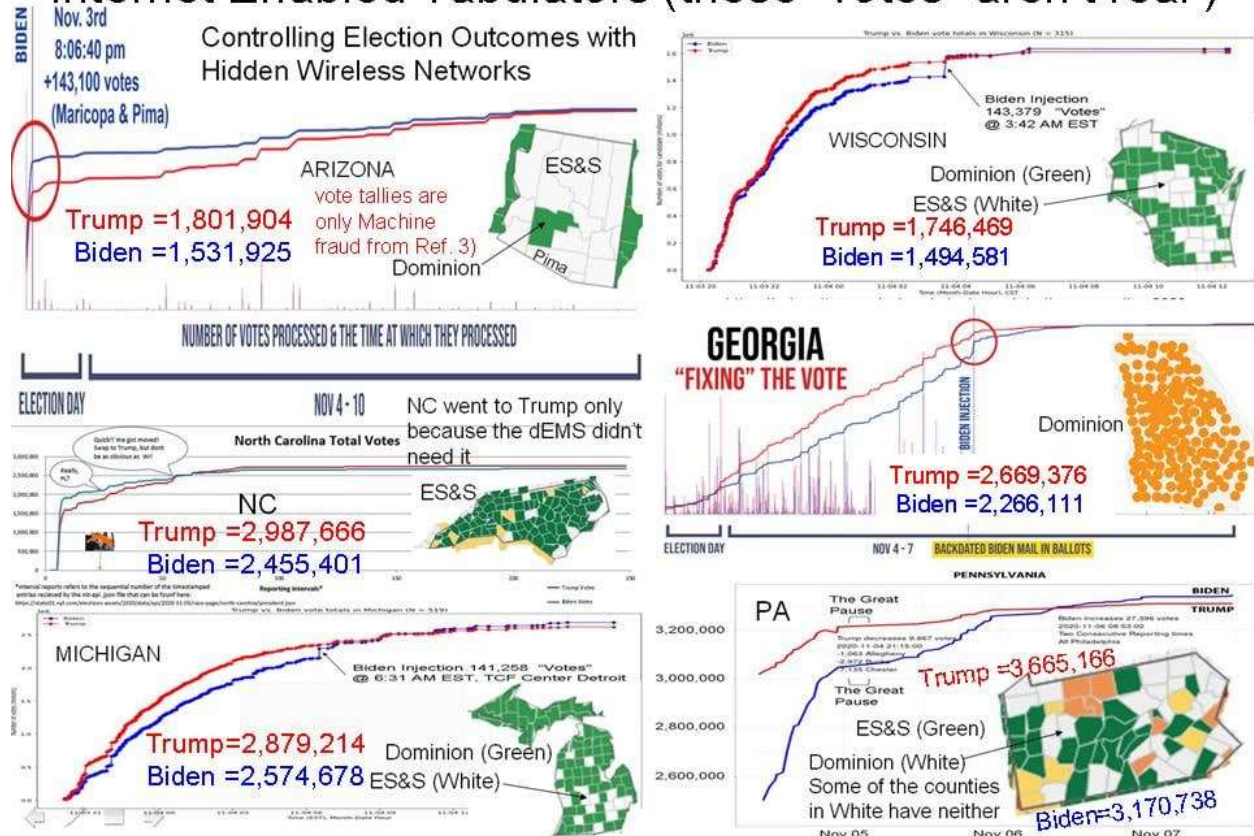
They do this to give themselves plenty of phantom voters for their candidate on Election Day. They're doing the same dance in every other state in our Union. (from @riffology)

Editor's note: While I'm not putting the 6th order polynomial graph in again, go look at it and realize the battleground states from OH to MI are right in the middle, in the following order: OH, TX, FL, NC, GA, AZ, WI, PA, NV, MI.



50 Parallel PID Trackers, 1 per State, each with a preprogrammed setpoint (the green line).

“Results” in 6 Battleground States Stolen by Wireless Internet Enabled Tabulators (these “votes” aren’t real)



Conclusion

Wireless Internet Connected Tabulators in 6 Battleground States Controlled More than 90% of the Votes.

AZ, NC, MI, WI, GA, PA and their Nearly Critically Damped, Rigged, PID Controllers Pretended to be Counters on Election Night. (So did those in all the other States)

The main point of this presentation is that nearly 100% of the registered voters in each State are serviced with Tabulators that are connected to the Internet.*

The State PID Trackers operate pretty close to critical damping. In that mode they more closely resemble Election counters.

The tradeoff is that the critically damped Controllers will have a slower response time and may not reach the desired set points in the allotted time. In those cases the set points are changed to produce the desired result in each State.

These “votes” are manipulated in real time across the Wireless Internet Connection to produce the pre-determined Election Outcome. The Steal is actually happening in all 51 States (including DC) and that is why Nationwide Audits are a must!

* “We support a variety of Wireless Modems....., 3G GSM including the latest 4G Standards, Verizon, AT&T, Sprint and all Networks” Ref (6) Eric Coomer, VP Dominion Voting Systems

Summary

So This Is How They Stole the 2020 Election.

They know the outcome beforehand. In the Early Voting phase, the Trump votes are likely the first to be discarded. Run the Tracking Simulation (i.e., a 'Cruise Control' type algorithm) to its predetermined setpoints, deleting as many Trump votes as you can in Real-Time while also adding necessary ghost votes for Biden from an almost infinite supply of fake 'registered' Independents.

After the Election, assign Phantom names and addresses to the ghost votes. If any of the ghost votes are actually real people, they'll never be contacted by either Party because they are Independents. Now delete all the unnecessary Phantom voters from the registration rolls before any Auditor notices. Then hide all the Phantom voters included in the rigged counts of each State by down-streaming back to the Tabulators LONG AFTER THE POLLS ARE CLOSED. Be careful to spread them thinly by selecting their addresses randomly over a thousand Precincts.

If anyone notices in a particular Precinct call it a "Glitch" or a "Human error." Follow that statement with "Well it wasn't enough to change the outcome of the Election."

Editor's Note: And that's how the toddlers in grownup bodies stole that video game player with the Grand Theft Election 2020 game cartridge and spent the last 10 months playing it. Ever since, they've been scrambling to clean up the messes we adults have been pointing out to them—when they aren't doing everything they can to keep us from examining the evidence they missed—like the sounds of crashing cars leading into the closet where they hid to enjoy their game properly.

References

- 1) Draza Smith: Election Fraud on Cruise Control? <https://rumble.com/vkgtqh-draza-smith-election-fraud-on-cruise-control.html>
- 2) Plans to Death Star <https://rumble.com/vit3pi-math-wars-we-have-the-plans-to-the-dominion-death-star.html>
- 3) Mike Lindell's Cyber Symposium 8/10/21
- 4) <https://rumble.com/vkygqa-must-see-damning-video-explaining-how-why-and-who-stole-election.html>
- 5) Tuning Digital PID Controllers for Discrete-time System by Election Campaign Optimization Algorithm, Weng, Lv, et al, June 26-28, 2010

Mechanical Automation & Control Engineering IEEE Conference, Wuhan China
- 6) Draza Smith's Telegram Page <https://t.me/ladydraza>
- 7) The Vote Trafficking Parable" Professor Clements 8/12/21 <https://rumble.com/vl2qbo-mike-lindell-cyber-symposium-professor-david-clements-the-vote-trafficking-.html>
- 8) Automatic Control Systems 4th ed., Benjamin C. Kuo, 1982, Prentice Hall pg. 335, ISBN 0-12-054817-0



Grand Theft Election 2020™

Part Two



Compiled by Theresa Holmes

Introduction


In this section, we'll see Seth Keshel's take on the strategy used to steal the 2020 election, followed by Draza Smith's examples of how the PID (cruise control algorithm) was used to "mimic" a real vote count in order to get the desired result—a Biden/Harris "victory."

Please read Part One if you haven't already so you understand how the PID algorithm works. I have put out each state as a separate PDF which includes Seth Keshel's heat map to show which counties are most likely to have provided the majority of phantom voters used to pad Biden's numbers. This document is specific to Montana.

Unless otherwise noted, all commentary is by Capt. Seth Keshel or Draza Smith.

2020 Presidential Election Fraudulent Votes Found by Investigators

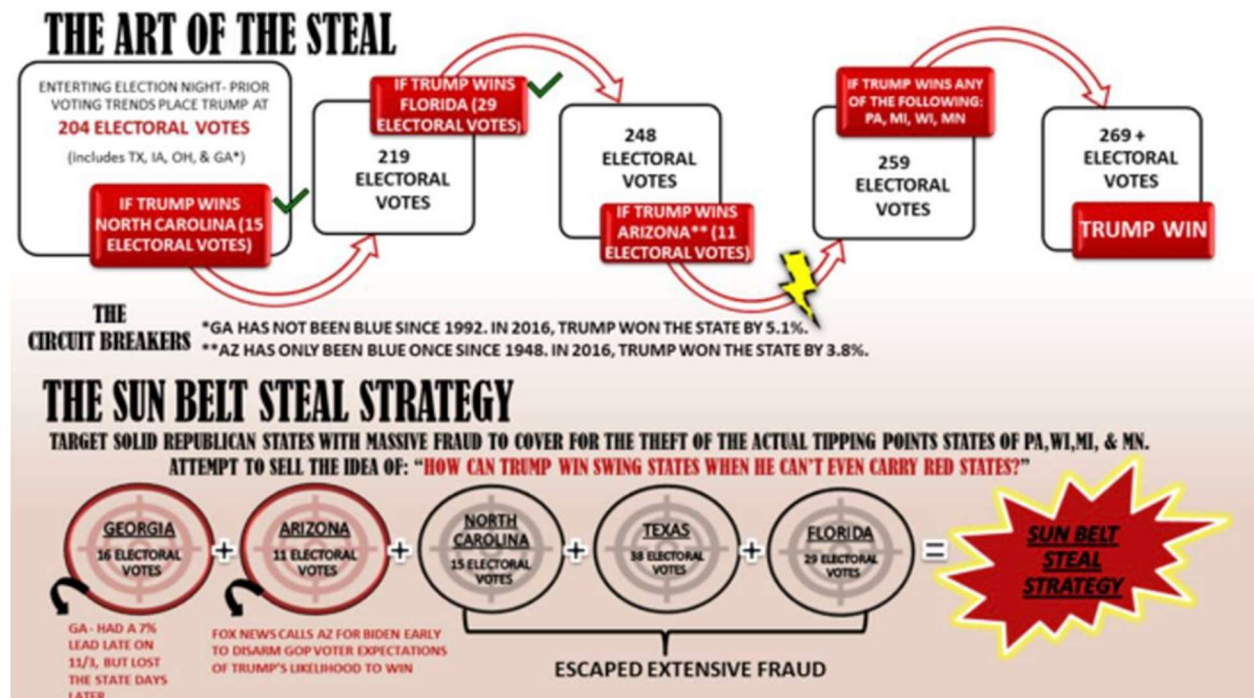
Arizona fraud votes	300,000	Nevada fraud votes	95,000
Georgia fraud votes	204,000	Pennsylvania fraud votes	121,000
Michigan fraud votes	548,000	Wisconsin fraud votes	200,000



"We have put together, I think, the most Extensive and Inclusive Voter Fraud Organization in the History of American Politics"

I agree Joe

Editor's note: Graphic provided by Guy Smith as a reminder that we were told—by both sides—going into Election 2020 that what we were about to see was the biggest con-game—or sting operation—in history.



By Seth Keshel

The way the election was presented to the people on 11/3 is critical to understanding the entire sequence of events.

For those still watching FOX - turn it off. They were the key player in initiating the steal. See the top of this graphic - Trump enters election with 204 EVs in bag (yes, GA was 300,000+ at end of election night and even the local paper didn't have it competitive, or Richard Baris)... NC takes him to 219 (won over fraud), FL takes him to 248 (won), and then, if he gets AZ, he only needs PA or MI to win or WI/MN to go to 269 tie.

In steps FOX - call AZ. Why did it have to be them? Because with NC/FL won and GA won, hitting the breaker on AZ puts the 70% of Trump voters watching FOX to bed without expecting victory that evening.

In the dead of night the operation began, as we all know.

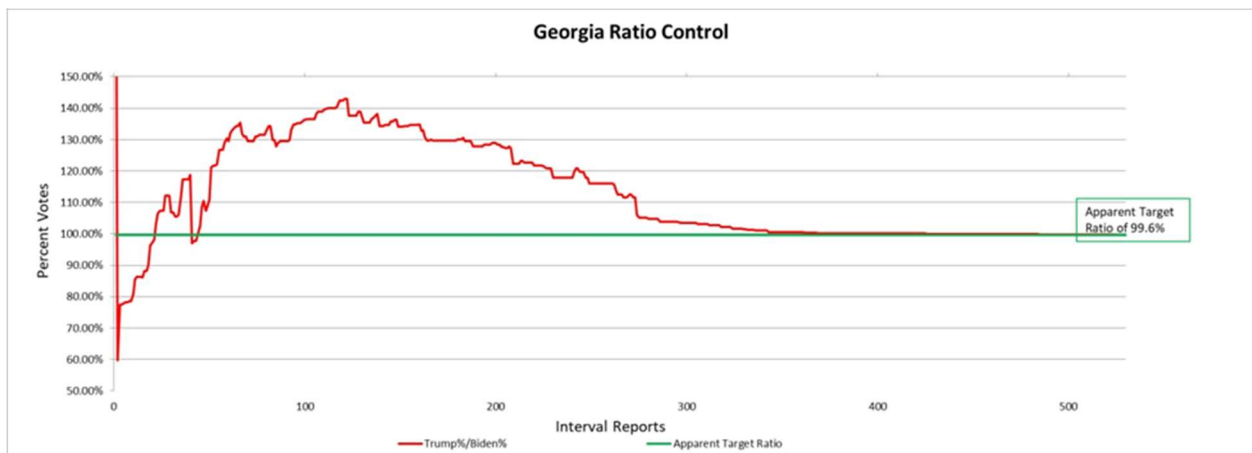
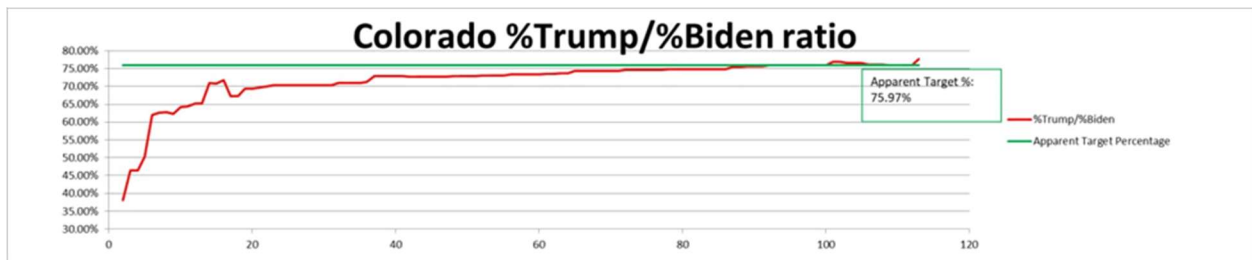
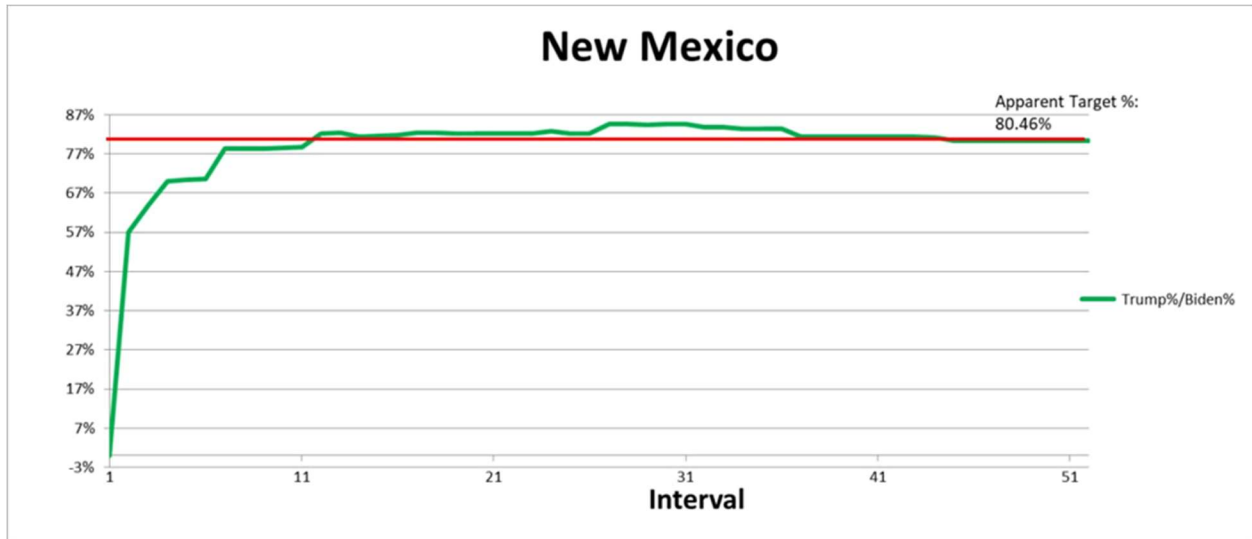
The five red states targeted for steal are below in the graphic above. Why steal them? To distract from PA WI MI surgical operations. Example: "why would you expect Trump to win PA when he can't win GA, which is always red?"

Editor's Note: The toddlers in grownup bodies discovered early on they needed to distract Mommy and Daddy because, being toddlers, they weren't capable of planning the "perfect" crime. They've spent the months since then yelling, "Squirrel!" to distract us while they hide or destroy more evidence of their crimes.

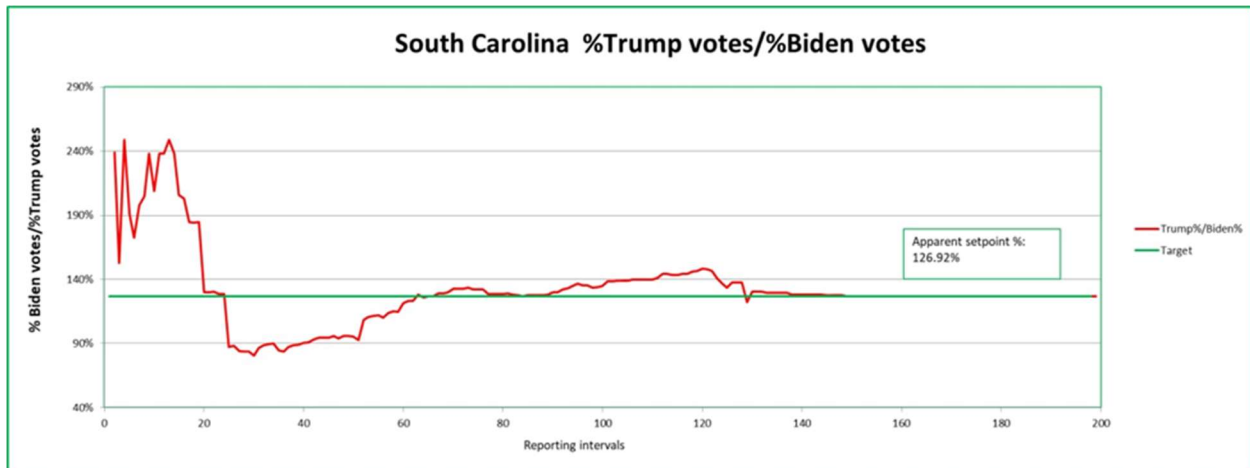
Examples of How This Happened in Several States

By Draza Smith

Editor's note: The following graphs show the predetermined setpoint as the straight line at the top or in the middle, and how the "vote count" was driven to it.



Draza explains: I think GA was going the way of FL and going to end not meeting the assigned setpoint. But they kept counting ballots until they slammed it into that setpoint.



South Carolina was destined for Trump from birth. But - had a much stronger turnout for Trump than reported. To hit their setpoint, they had to adjust - any control engineer knows that a pretty well tuned PID controller has one overshoot, one undershoot and settles into the setpoint.

This was controlled by modulating the votes in each reporting interval (new votes since last timestamp report). I am using the timestamp data from the **nyt-api .json** files.

	state	Date	Zulu (London) Time Subtract 5 hours	Total Votes	eevp	Trump %	Biden %	Trump Change from Previous Time Stamp	Trump % of Interval Change	Biden Change from Previous Time Stamp	Biden % of Interval Change	Jorgensen Change from	Jorgensen % of Interval Change	# of votes since last time stamp
413	georgia	2020-11-06	8:36:40 PM	4,361,407	99	0.4935	0.4935	1	49.35%	1	49.35%	0	1.30%	2
414	georgia	2020-11-06	8:37:40 PM	4,361,408	99	0.4935	0.4935	0	49.35%	0	49.35%	0	1.30%	1
415	georgia	2020-11-06	8:39:41 PM	4,361,600	99	0.4935	0.4935	95	49.35%	95	49.35%	2	1.30%	192
416	georgia	2020-11-06	8:59:38 PM	4,361,711	99	0.4935	0.4935	55	49.35%	55	49.35%	1	1.30%	111
417	georgia	2020-11-06	9:05:40 PM	4,361,723	99	0.4935	0.4935	6	49.35%	6	49.35%	0	1.30%	12
418	georgia	2020-11-06	9:12:39 PM	4,361,734	99	0.4935	0.4935	5	49.35%	5	49.35%	0	1.30%	11
419	georgia	2020-11-06	9:16:42 PM	4,361,741	99	0.4935	0.4935	3	49.35%	3	49.35%	0	1.30%	7
420	georgia	2020-11-06	9:19:42 PM	4,361,771	99	0.4935	0.4935	15	49.35%	15	49.35%	0	1.30%	30
421	georgia	2020-11-06	9:34:40 PM	4,361,782	99	0.4935	0.4935	5	49.35%	5	49.35%	0	1.30%	11
422	georgia	2020-11-06	9:35:41 PM	4,361,789	99	0.4935	0.4935	3	49.35%	3	49.35%	0	1.30%	7
423	georgia	2020-11-06	9:49:41 PM	4,361,790	99	0.4935	0.4935	0	49.35%	0	49.35%	0	1.30%	1
424	georgia	2020-11-06	9:50:41 PM	4,361,829	99	0.4935	0.4935	19	49.35%	19	49.35%	1	1.30%	39
425	georgia	2020-11-06	9:51:40 PM	4,361,849	99	0.4935	0.4935	10	49.35%	10	49.35%	0	1.30%	20
426	georgia	2020-11-06	9:53:41 PM	4,361,850	99	0.4935	0.4935	0	49.35%	0	49.35%	0	1.30%	1
427	georgia	2020-11-06	9:55:39 PM	4,361,851	99	0.4935	0.4935	0	49.35%	0	49.35%	0	1.30%	1
428	georgia	2020-11-06	9:59:41 PM	4,361,877	99	0.4935	0.4935	13	49.35%	13	49.35%	0	1.30%	26
429	georgia	2020-11-06	10:00:40 PM	4,368,953	99	0.4925	0.4935	(1,477)	-20.87%	3,492	49.35%	5,061	71.52%	7,076
430	georgia	2020-11-06	10:01:41 PM	4,369,001	99	0.4925	0.4935	24	49.25%	24	49.35%	1	1.40%	48
431	georgia	2020-11-06	10:06:42 PM	4,369,002	99	0.4925	0.4935	0	49.25%	0	49.35%	0	1.40%	1
432	georgia	2020-11-06	10:08:41 PM	4,369,020	99	0.4925	0.4935	9	49.25%	9	49.35%	0	1.40%	18
433	georgia	2020-11-06	10:10:42 PM	4,369,070	99	0.4925	0.4935	25	49.25%	25	49.35%	1	1.40%	50
434	georgia	2020-11-06	10:11:40 PM	4,369,088	99	0.4925	0.4935	9	49.25%	9	49.35%	0	1.40%	18
435	georgia	2020-11-06	10:12:40 PM	4,369,095	99	0.4925	0.4935	3	49.25%	3	49.35%	0	1.40%	7
436	georgia	2020-11-06	10:15:43 PM	4,369,132	99	0.4925	0.4935	18	49.25%	18	49.35%	1	1.40%	37
437	georgia	2020-11-06	10:17:41 PM	4,369,137	99	0.4925	0.4935	2	49.25%	2	49.35%	0	1.40%	5
438	georgia	2020-11-06	10:18:41 PM	4,369,173	99	0.4925	0.4935	18	49.25%	18	49.35%	1	1.40%	36
439	georgia	2020-11-06	10:19:40 PM	4,369,190	99	0.4925	0.4935	8	49.25%	8	49.35%	0	1.40%	17
440	georgia	2020-11-06	10:20:45 PM	4,369,551	99	0.4925	0.4935	178	49.25%	178	49.35%	5	1.40%	361
441	georgia	2020-11-06	10:24:42 PM	4,369,617	99	0.4925	0.4935	33	49.25%	33	49.35%	1	1.40%	66
442	georgia	2020-11-06	10:25:40 PM	4,369,649	99	0.4925	0.4935	16	49.25%	16	49.35%	0	1.40%	32

They accomplished this control by splitting the new votes for each interval to be the same as the overall vote that the candidate had at the time it was reported, until a swap from one candidate to the other was requested to walk the overall percentages in one direction or the other.

Ed Solomon and Dr. Shiva have done a lot of work to show how the precinct votes were controlled to achieve this demanded total.

The reason the precinct machines had the votes to meet these numbers is because they could pull, as needed, from Dr. Frank's credit line of ballots to make the numbers be what they needed to be. These

are all my theories and I didn't see anyone do this - the data analysis just makes it look like this is the story of what was going on.

Words matter. "Secure" may mean pre-determined outcome. Used in a sentence: "Due to all the planned foreign interference, Biden's win was totally secure."


When the method used to shape the outcome is completely laid out, it relies on a single thing. There was too much apathy in the American voting public. Manipulation of the voter roll entries of people that didn't come out to vote gave the control algorithm Dr Frank's credit line. If everyone cared more about who was going to be elected and showed up on election day, this type of manipulation would not be possible. Other types would be, but not the type seen in the 2020 election.

So... important point here. You can totally have a network of computers that are connected to each other but none of them are connected to the internet. This has been a lot of the claims to the public that the machines were networked, but isolated. They still get IP addresses to be on the local network. But – if just one of those computers is connected to the internet, even by another connection, like a cell modem, then suddenly they are ALL on the internet.

Julia H asks the following:

"So then those counties where votes exceeded the total of registered voters just really screwed up?"

2	state	Date	Zulu (London) Time Subtract 8	Total Votes	Trump %	Biden %	3rd Party %	Trump		Biden		Others		# of votes since last time	Trump%:Biden %
								Change from Previous	Trump % of Interval Change	Change from Previous	Biden % of Interval Change	Change from Previous	Others % of Interval Change		
194	SouthCarolina	11/7/2020	1:33:38	2515488	0.5515	0.4345	1.4%	1,764	55.150%	1,390	43.450%	45	1.400%	3,198	126.9275%
195	SouthCarolina	11/7/2020	16:58:40	2515926	0.5515	0.4345	1.4%	242	55.150%	190	43.450%	6	1.400%	438	126.9275%
196	SouthCarolina	11/9/2020	16:41:40	2515928	0.5515	0.4345	1.4%	1	55.150%	1	43.450%	0	1.400%	2	126.9275%
197	SouthCarolina	11/9/2020	19:56:50	2513809	0.5515	0.4345	1.4%	(1,169)	55.150%	(921)	43.450%	(30)	1.400%	(2,119)	126.9275%
198	SouthCarolina	11/10/2020	15:06:51	2513824	0.5515	0.4345	1.4%	8	55.150%	7	43.450%	0	1.400%	15	126.9275%
199	SouthCarolina	11/11/2020	15:55:18	2513329	0.5515	0.4345	1.4%	(273)	55.150%	(215)	43.450%	(7)	1.400%	(495)	126.9275%
200	SouthCarolina	11/17/2020	16:51:55	2513329	0.5515	0.4345	1.4%	-		-		-		-	126.9275%
201	SouthCarolina	11/20/2020	14:18:11	2513329	0.5515	0.4345	1.4%	-		-		-		-	126.9275%

To Julia H above  Yes! Look at this picture. That is SC. You can see that they removed over 2500 votes from 11/7-11/11, and they removed them so it didn't change the ratio of the votes of Trump/Biden....This is pretty typical of what I am seeing in all the states.

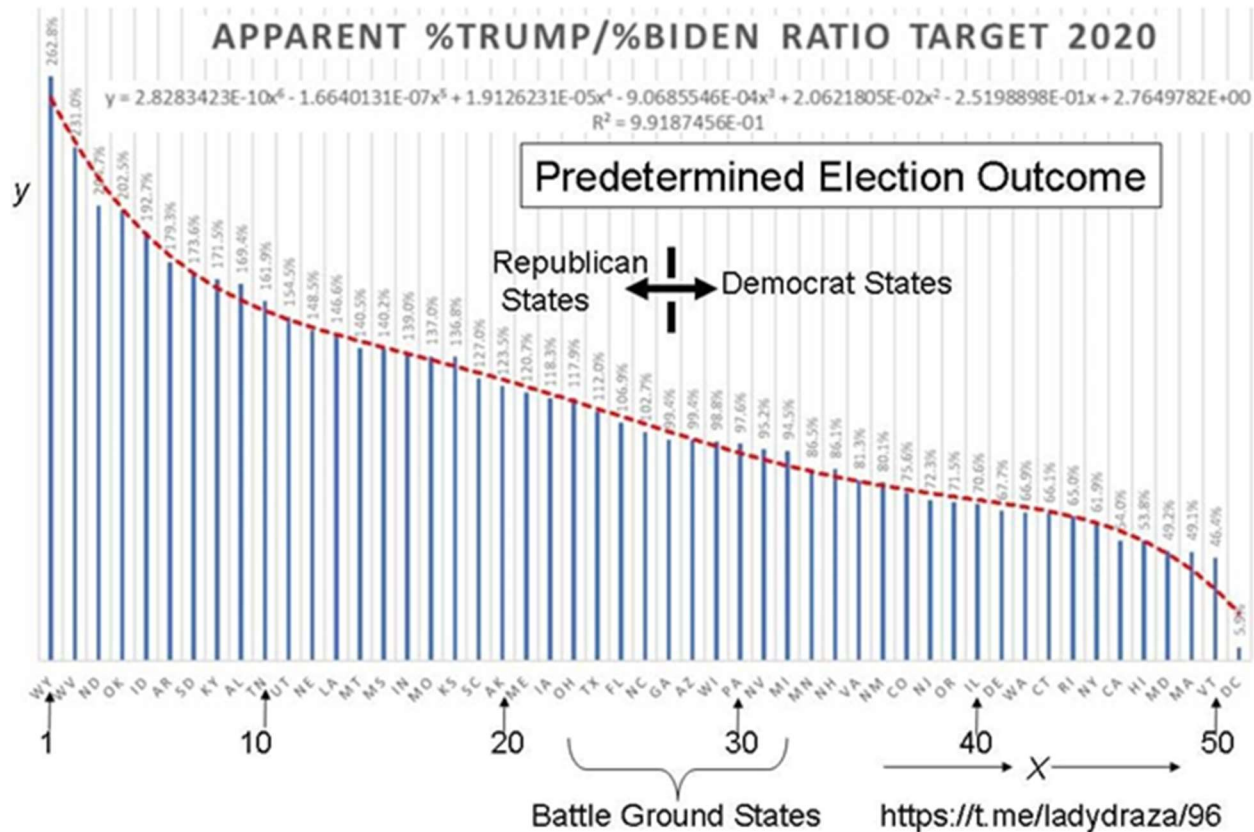
```
{
  "vote_shares": {
    "trumpd": 0.551,
    "bidenj": 0.434
  },
  "votes": 2512266,
  "eevp": 99,
  "eevp_source": "edison",
  "timestamp": "2020-11-06T21:55:38Z"
},
{
  "vote_shares": {
    "trumpd": 0.551,
    "bidenj": 0.434
  },
  "votes": 2512290,
  "eevp": 99,
  "eevp_source": "edison",
  "timestamp": "2020-11-06T23:44:38Z"
},
{
  "vote_shares": {
    "trumpd": 0.551,
    "bidenj": 0.434
  },
  "votes": 2515488,
  "eevp": 99,
  "eevp_source": "edison",
  "timestamp": "2020-11-07T01:33:38Z"
},
{
  "vote_shares": {
    "trumpd": 0.551,
    "bidenj": 0.434
  },
  "votes": 2515926,
  "eevp": 99,
  "eevp_source": "edison",
  "timestamp": "2020-11-07T16:58:40Z"
},
{
  "vote_shares": {
    "trumpd": 0.551,
    "bidenj": 0.434
  },
  "votes": 2515928,
  "eevp": 99,
  "eevp_source": "edison",
  "timestamp": "2020-11-09T16:41:40Z"
},
{
  "vote_shares": {
    "trumpd": 0.551,
    "bidenj": 0.434
  },
  "votes": 2513809,
  "eevp": 99,
  "eevp_source": "edison",
  "timestamp": "2020-11-09T19:56:50Z"
},
{
  "vote_shares": {
    "trumpd": 0.551,
    "bidenj": 0.434
  },
  "votes": 2513824,
  "eevp": 99,
  "eevp_source": "edison",
  "timestamp": "2020-11-10T15:06:51Z"
},
{
  "vote_shares": {
    "trumpd": 0.551,
    "bidenj": 0.434
  },
  "votes": 2513329,
  "eevp": 99,
  "eevp_source": "edison",
  "timestamp": "2020-11-11T15:55:18Z"
},
{
  "vote_shares": {
    "trumpd": 0.551,
    "bidenj": 0.434
  },
  "votes": 2513329,
  "eevp": 100,
  "eevp_source": "ap",
  "timestamp": "2020-11-17T16:51:55.727Z"
},
{
  "vote_shares": {
    "trumpd": 0.551,
    "bidenj": 0.434
  },
  "votes": 2513329,
  "eevp": 100,
  "eevp_source": "edison",
  "timestamp": "2020-11-20T14:18:11Z"
}
```

In reading the comments to the previous post, these are the reported numbers. Everyone should be questioning these reductions, but no one looked for them before. Here is the SC website with the reported data that you can look at for confirmation: <https://static01.nyt.com/elections-assets/2020/data/api/2020-11-03/race-page/south-carolina/president.json> and you can see the time series entries in there that show the reductions. Just do a ctrl-f search for one of these total vote numbers and it will jump you to that section. Just understand it is in almost every state, not just SC.

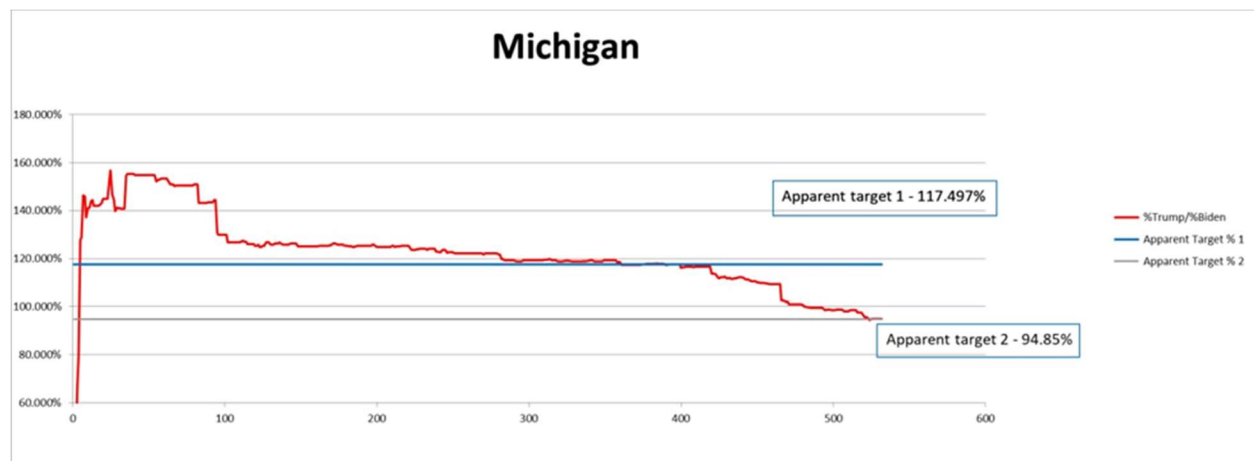
Look at the pinned picture that I have in this chat showing the National Key Curve (see it below). This curve was step one in this part of the setup. Someone calculated the curve and then ordered the states within that curve to get the electoral college split that was planned. Then count from left to your state by whole numbers starting with WY=1. So - Ohio is in position 23. If you plug in 23 into that function at the top of the plot in place of x, you get 116.8%, which is the 117% setpoint that the Ohio ratio settled into during the election "count."

Editor's Note: The state PDFs will be stored on Telegram at <https://t.me/GrandTheftElection2020>, with each state named in the order it ended up plotted on the National Key Curve (next page).

Draza Smith's 6th Order Polynomial



Editor's Note: Draza goes into more detail on Michigan later. See that PDF on my Telegram channel (above). Consider the following as part of the examples of how the election was put on "cruise control."



Draza continues: Your wish is my command. Michigan shows the shift to the new setpoint after FL's call for Trump.

Another note! These are all my conclusions based on the officially reported numbers. I do not have any proof - yet - of the actual manipulation. However, I am hoping that the story that the data is telling me

and that I am passing on to you will be verified by the hard work of people performing the forensic audits. This type of data analysis will lead to corroboration or additional explanation of what they find.

Is My Secretary of State Complicit in the Fraud?

By Dr. Frank

I was speaking recently with a state legislator who had just taken the red pill.

They were angry and sad to discover what is happening in their state and in our country and are joining other legislators around the country to address the issue.

As a state legislator, they are legally entitled to examine the state voting records but are being denied access by the Secretary of State. And as we are now seeing in multiple states, the SoS office is now declining all requests to view the voter databases, despite the fact that these are public information that they are legally required to provide. Why?

Because we figured out the steal.

Now, across the country SoS offices are CYA. Pay attention to who is hunkering down, and who is encouraging transparency.

Essentially, we know from the PCAP data that every state and county was hacked. Is that necessarily the fault of the SoS? No. If they own up to their vulnerabilities and admit they were hacked, they could be heroes of election reform.

Where are these Secretary of State heroes?

Seems to me if they are hunkering down, which suggests they must be hiding something.

And we know what it is.

Dr. Frank's Methodology

By Draza Smith

- 1) Pick a single county
- 2) Gather the census data from your state at the county's current level that you can sort by age (year, not group bucket).
- 3) Get a copy of that county's voter registration database with year of birth listed
- 4) Get records of who in that registration database returned ballots.

This is the hardest part of the whole process, getting this data. Then you plot all those on a single graph.

The clever part comes next...you look at the relationship between the registration numbers curve and the returned ballot curve. Take all of the ratios between the 2 curves (like what is the ratio of the number of 23-year-olds that are registered and how many returned a ballot). You will have 80-some numbers from 18 to the oldest person in that county.

Then, you plot those ratio values as a single curve and fit a trend line in Excel of a 6th order polynomial. Show the formula and get the coefficients. This is your key.

Then, you can take that function to the next county - put in the number of 63-year-olds that are registered to vote and the answer out of that equation is the number of ballots returned by 63-year-olds

in a DIFFERENT county. That is the predicted vote plot on his graph. There is no rational reason that you could know how many ballots the 63-year-olds in a county across the state returned by knowing how many ballots were returned by the 23-year-olds in your county.

Ok! I have seen a few requests for explaining the apparent vote “flips.” If you go through all of the math you will see that there was vote flipping between the main candidates - back and forth - and using the 3rd party totals like a bank account - this was all for the percentage control and was not a flip to win the election by itself - per se. So @John_Wayne902 requested the hard math and gave me a video that he put together that shows the vote flips here: <https://rumble.com/vh1ufp-irrefutable-proof-2020-presidential-election-fraud.html>

I’m going to go through the math and show why you saw this on TV. Hopefully it will make sense in this format.

Total Votes	Orig Trump Percentage	Trump %	Delta	Biden %	Delta	Orig Biden Percentage	Biden %	Delta	3rd Party %	Trump Change from Previous Time Stamp	Trump % of Interval Change	Biden Change from Previous Time Stamp	Biden % of Interval Change	Others Change from Previous Time Stamp	Others % of Interval Change	# of votes since last time stamp
3060449	48.50%	0.4845	0.00%	0.00%	50.10%	0.5005	1.5%	2,768	48.450%	2,859	50.050%	86	1.500%	5,713		
3122238	48.60%	0.4855	0.10%	-0.10%	50.00%	0.4995	1.5%	33,059	53.503%	27,803	44.997%	927	1.500%	61,789		

Part 1:
Split

Start with the interval sum 61,789 and split it per the percentages in the previous timestamp report

Trump: $61789 * 0.4845 = 29937$

Biden: $61789 * 0.5005 = 30925$

3rd Party: $61789 * 0.015 = 927$

Part 2:
Swap

Swap program directs for Trump's vote to be increased by 0.1% and Biden to be reduced by 0.1%

The 0.1% of the overall votes to be swapped is:

$3122238 * 0.001 = 3122$

Adjust the split votes to move the requested overall %.

$29937 + 3122 = 33059$ is the values that Trump gets this interval

$30925 - 3122 = 27803$ is the value that Biden gets this interval

927 is the value that the 3rd party gets this interval because no change requested.

Following this adjustment, the new overall percentages have now been moves as directed.

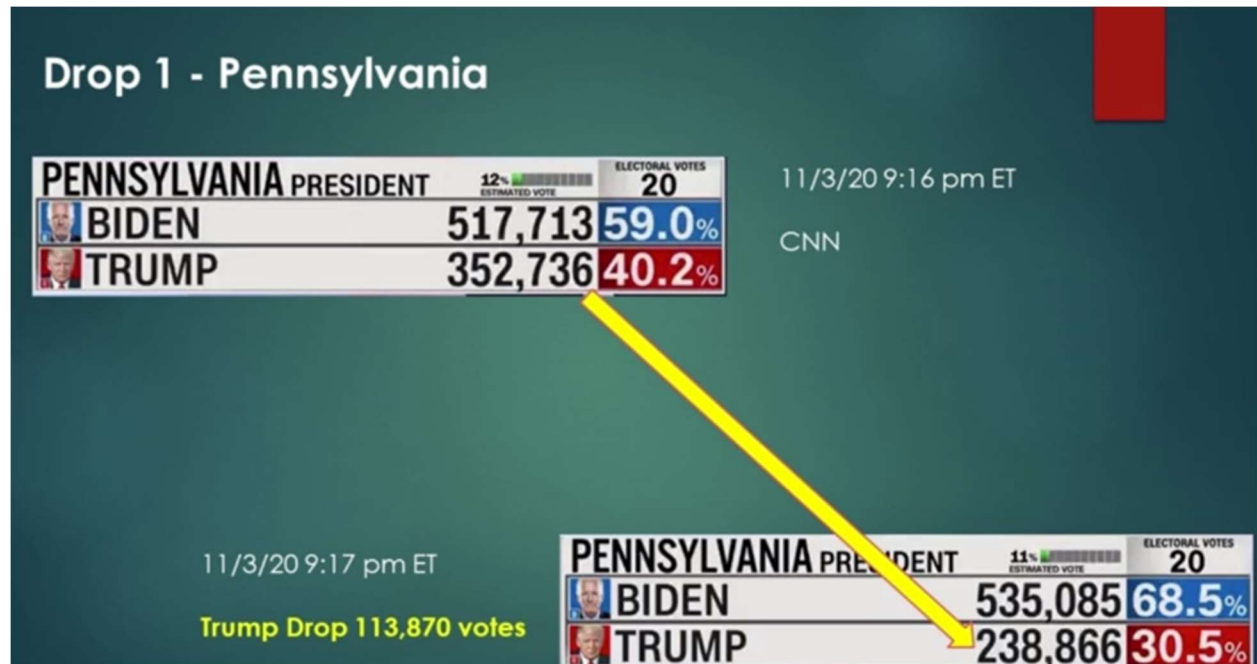
Previous Trump votes = $(3060440 * 0.4845) = 1482783$

With new votes added: $1482783 + 33059 = 1515842$

New Percentage: $1515842 / 3122238 = 0.4855$ or 48.55%

The basic math that is seen when we are walking the %Trump/%Biden to the setpoint is shown in this example. I call it split and swap.

So, my math numbers might look a little different because I took the percentage that is provided by Edison and did some precision extension which allowed me to see the control algorithm. When I was analyzing the vote changes line by line, the actual number of votes really isn’t as important as observing the control that was being exerted over the vote totals. But in the video the first mystery swap is seen here:



Based on these numbers, I looked up when this was happening in the reported totals and the control algorithm was having a really hard time getting the reported voting under control. The algorithm has the count under control when the reported vote count since the last timestamp (interval votes) is able to be split into the exact same percentage as the candidates have of the overall vote.

2	state	Date	Zulu (London) Time	Total	Orig Trump %	Orig Biden %	Delta Trump %	Delta Biden %	Orig Trump %	Orig Biden %	3rd Party %	Trump Votes	Biden Votes	3rd Party Votes	Trump Change from Previous	Trump % of Interval Change	Biden Change from Previous Stamp	Biden % of Interval Change	3rd Party Change from Previous	3rd Party % of Interval Change	# of votes since last time
49	pennsylvania	11/4/2020	2:14:32	871,782	0.3990	0.3985	0.0480	-0.0490	0.5920	0.5925	0.9%	347,405	516,531	7,846	(42,206)	17.600%	(196,552)	81.963%	(1,047)	0.44%	(239,804)
50	pennsylvania	11/4/2020	2:14:56	877,724	0.4020	0.4015	0.0030	-0.0020	0.5900	0.5895	0.9%	352,406	517,418	7,900	5,001	84.165%	887	14.935%	53	0.90%	5,942
51	pennsylvania	11/4/2020	2:16:43	888,907	0.4060	0.4055	0.0040	-0.0040	0.5860	0.5855	0.9%	360,452	520,455	8,000	8,046	71.945%	3,037	27.155%	101	0.90%	11,183
52	pennsylvania	11/4/2020	2:17:03	774,021	0.3010	0.3005	-0.1050	0.1030	0.6890	0.6895	1.0%	232,593	533,687	7,740	(127,858)	111.292%	13,232	-11.518%	(260)	0.23%	(114,886)
53	pennsylvania	11/4/2020	2:17:32	781,428	0.3060	0.3055	0.0050	-0.0040	0.6850	0.6845	1.0%	238,726	534,887	7,814	6,133	82.799%	1,200	16.201%	74	1.00%	7,407
54	pennsylvania	11/4/2020	2:18:59	1,288,475	0.2990	0.2995	-0.0070	-0.0080	0.6770	0.6775	2.3%	385,898	872,942	29,635	147,172	29.025%	338,054	66.671%	21,821	4.30%	507,047
55	pennsylvania	11/4/2020	2:19:33	1,288,604	0.2990	0.2995	0.0000	0.0000	0.6770	0.6775	2.3%	385,937	873,029	29,638	39	29.950%	87	67.750%	3	2.30%	129

The voting reports during this event are shown here. The lines that are highlighted the peach color are lines where the total number of overall votes was reduced from the total that was reported in the previous timestamp. They were adjusting the total here to reduce the total number so they could still keep counting ballots and not go over the population of PA, I suspect. The lines that are highlighted in yellow are the blocks where the flipping occurred.

So, on line 49, there is a reduction of 239804 votes from the previous timestamp. You can look these up on the **nyt-api** data and verify. This reduction was applied to Trump, Biden and the 3rd party totals to reduce the total number of votes. The math shown in the chart above was used to swap +4.8% of the overall vote to Trump, reduce Biden's vote by 4.9% and dump the remaining 0.1% to the 3rd party bank account. Notice when looking in the 3rd Party % of interval change, they get a constant donation from the last line if no swap affecting their totals was requested.

The information in line 50 was what was displayed on the screen for the first report. I am not sure exactly how they were doing their math - if any interpolation was involved, but we will do a straight math here. The total number of votes was 877724 with a reported percentage for Trump of 40.2%, which is 352845.048 - so this is the right line. Similarly, Biden has 517857.16. The 0.048 and 0.16 of a vote ends up being kind of important. There is really no reason they couldn't have reported the total

number of votes for each candidate and let the news guys calculate the percentage instead of the total votes... but doing it this way helps obfuscate the math.

But, to get from line 49 to 50, we calculated the interval votes (total votes from line 50 minus total votes from line 49) and got 5942. The previous reported percentage for Trump (I am using the numbers with the precision extended) was 39.85%, So, we multiply the interval total by that and get 2367.887. The algorithm is requesting a change of 0.3% total movement for Trump (well, I am saying that - but I only see the effect). So, 0.3% of our total current vote total of 877724 is 2633.172. Adding those together gives us 5001.049. This is 84% of the interval total. Similar calculation can be done for Biden and only the split of a constant 0.8% for the 3rd party. This is split among the 3rd party candidates if there is more than 1.

So, we can go down the lines doing this same math. The timestamps are pretty close so the next line is not shown, but the following line is the next one that is shown on the TV updates.

The controlling algorithm has demanded that we reduce Trump's overall percentage by 10.1%!! And reduce the overall total by 114k! This happened to be a bad combination for showing off on the TV. There was also a dump to the 3rd party requested on this update. So, when all the math fell out, it looked like Trump's numbers had decreased. But they were just flipping by multiples of 0.1% of the overall vote between the 3 columns to try and achieve the setpoint.

After all of the adjustments on lines 49-54, we finally get to line 55 and the algorithm has regained the control after the above modifications. Now on line 55, the percent of the interval votes of 129 can now be split among the candidates so that each candidate gets only the percentage that is equal to the percentage they have of the overall vote until another adjustment towards the final setpoint is requested. Oh! And the reason that it works out exactly like that is because of the fractions that I mentioned above were important. Silly, old-fashioned 1person/1vote election counting wouldn't be nearly this flexible!

Mystery solved, @John_Wayne902? Any more questions? You can work out the math for all the other apparent flips and reductions the same way. It appears as though the preference for doing the split AND swap is when we receive a large number of interval votes - that hides it. But when the swap is requested at a time when there is also an overall vote total reduction or a small number of interval votes, it stands out in the TV summaries.

Now, this was the method that I used to be able to see the control algorithm; good chance that the real-time data was not these blocky movements, but a continuous function. So - actual numbers that are found reported from place to place may not exactly match, but this is the way the cruise control algorithm was moving the overall percentages by controlling the interval percentages.

My opinion about how to fix this: paper ballots counted by machines with blockchain ledgers. Parallel count of the paper ballots done by pairs of people from different parties that agree on the count. Submission only when the numbers match at a precinct level. Each person gets a timestamped code associated with their vote that they can go online and verify that that vote is shown with the correct time stamp and who was voted for while still protecting the privacy of their vote from others. Adjudication of any in-person vote is illegal...send an alarm that it can't be read...the person is standing right there! Have them fix it before they leave. Oh...and lobbying and/or financial contribution to any

political person or group by a company that makes the counting machines should be illegal as a conflict of interest.


I have been getting suggestions for a lot of wonderful ideas about designing a new, secure election system and I dig a lot of them. I love studying cryptography. So... we should learn from that discipline and, whatever plan we put in place in the future, consider Kirchoff's Principle and Shannon's Maxim. Those 2 together yields a concept to test new systems against...something like: "One ought to design systems under the assumption that the enemy will immediately gain full familiarity with them, but even with the knowledge of how they work, without the specific key, they remain secure."

I just got the most hysterical message! I got a screen shot that shows that after we here, Captain Seth, Dr, Frank, Ed all started talking - that the vote numbers on certain Secretary of State websites show that the last update to the voting numbers is 7/17/2021! Even working on a Saturday!! I PROMISE I will share this one as soon as I am provided the link for verification, and will let you know if it was a faker...but while I am waiting - can everyone go check the last update dates on their SoS and/or county voting numbers information sites for the Nov 2020 election? Many hands make light work!

Editor's Note: See next two pages...

[Forwarded from 1776 v2020]

Home | About the Office | Press Releases | Site Index | Help | Contacts | **Web Survey** | En Español

 **Texas Secretary of State**
Ruth R. Hughs

Search Go

Elections Business Services Notary, Apostilles & Authentications Rules & Open Meetings International Relations

Forms & Other Services

VOTETEXAS.GOV

Current Election Information
Voter Registration Agencies
Conducting Elections
Candidate Information
Officials and Officeholders
Election Results
Voter Education & Seminar Information
Help America Vote Act (HAVA) Funding
Election Funds Management
Forms, Resources and Legal Library
Voting Systems
Frequently Asked Questions (FAQs)
Contact Us

2020 NOVEMBER 3RD GENERAL ELECTION (November)

Disclaimer: All information displayed is provided by county election officials. The Office of the Secretary of State does not alter or modify the data provided in any way. For questions related to this information, please contact the appropriate [county election official](#).

[Past Early Voting Totals](#)

Early Voting Turnout by Date
Last Updated: 07-17-2021 07:20:29 AM

-- Select Early Voting Date --
 -- Select Early Voting Date --
 October 04, 2020
 October 05, 2020
 October 06, 2020
 October 07, 2020
 October 08, 2020
 October 09, 2020
 October 10, 2020
 October 11, 2020
 October 12, 2020
 October 13, 2020
 October 14, 2020
 October 15, 2020
 October 16, 2020
 October 17, 2020
 October 18, 2020
 October 19, 2020
 October 20, 2020
 October 21, 2020
 October 22, 2020

Polling Place Information by County
Last Updated: 12-03-2020 03:45:36 PM

-- Select County --

Election Day Participation by County
Last Updated: 07-16-2021 06:44:24 PM

-- Select County --

Previous Submit

- SOSDirect -Business Filings
- Business Copies and Certificates
- Uniform Commercial Code
- Texas Businesses Against Trafficking
- Texas.gov
- Voter Information
- Voter I.D.
- Statewide Search
- Texas Homeland Security
- Where the Money Goes
- Fraud Reporting
- Texas Veterans Portal
- Contacts

VOTETEXAS.GOV 

- Current Election Information
- Voter Registration Agencies
- Conducting Elections
- Candidate Information
- Officials and Officeholders
- Election Results
- Voter Education & Seminar Information
- Help America Vote Act (HAVA) Funding
- Election Funds Management
- Forms, Resources and Legal Library
- Voting Systems
- Frequently Asked Questions (FAQs)
- Contact Us

-- Select Election --

Totals

-- Select Election --
2021 NOVEMBER 2ND CONSTITUTIONAL AMEND.
2021 SPECIAL RUNOFF ELECTION CD 6
2021 SPECIAL ELECTION CONGRESSIONAL DISTRICT 6
2021 SPECIAL RUNOFF ELECTION HOUSE DISTRICT 68
2021 SPECIAL ELECTION HOUSE DISTRICT 68
2020 SPECIAL RUNOFF ELECTION SENATE DISTRICT 30
2020 NOVEMBER 3RD GENERAL ELECTION
2020 SPECIAL ELECTION SENATE DISTRICT 30
2020 SPECIAL RUNOFF ELECTION SENATE DISTRICT 14
2020 JULY 14TH REPUBLICAN PRIMARY RUNOFF
2020 SPECIAL ELECTION SENATE DISTRICT 14
2020 JULY 14TH DEMOCRATIC PRIMARY RUNOFF
2020 MARCH 3RD REPUBLICAN PRIMARY
2020 MARCH 3RD DEMOCRATIC PRIMARY
2020 SPECIAL RUNOFF ELECTION HOUSE DISTRICT 100
2020 SPECIAL RUNOFF ELECTION HOUSE DISTRICT 148
2020 SPECIAL RUNOFF ELECTION HOUSE DISTRICT 28
2019 NOVEMBER 5TH CONSTITUTIONAL AMEND.
2019 SPECIAL ELECTION HOUSE DISTRICT 148

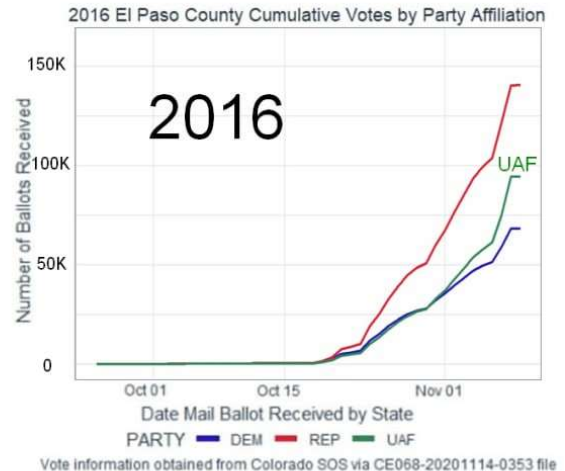
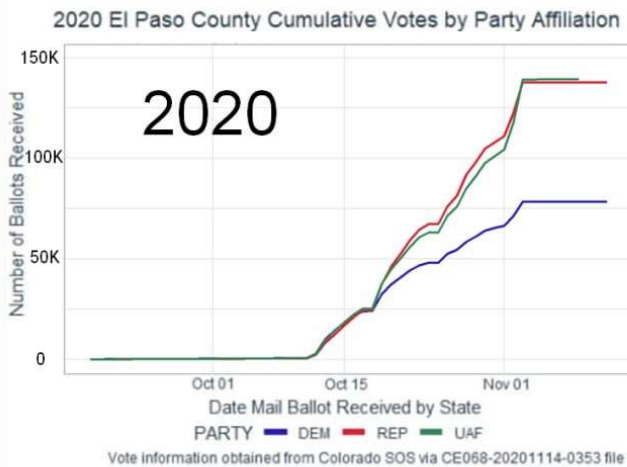
- | | | |
|--|---|---|
| • SOSDirect -Business Filings | • VoteTexas.gov - Voter Information | • Statewide Search |
| • Business Copies and Certificates | • Register to Vote & Voter I.D. | • Texas Homeland Security |
| • Uniform Commercial Code | • Website Policies | • Where the Money Goes |
| • Texas Businesses Against Trafficking | • Open Records | • Fraud Reporting |
| • Texas.gov | • Contacts | • Texas Veterans Portal |

43

How the Voter Registration Rolls Were Padded in Colorado

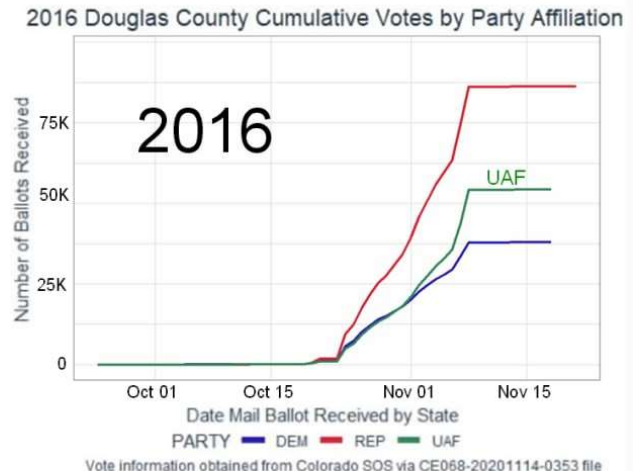
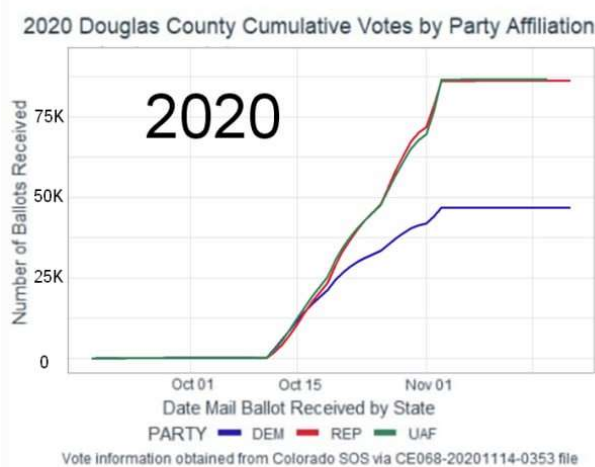
By Guy Smith and Theresa Holmes

Indicators & Warnings – UAF v. GOP Voters in Colorado

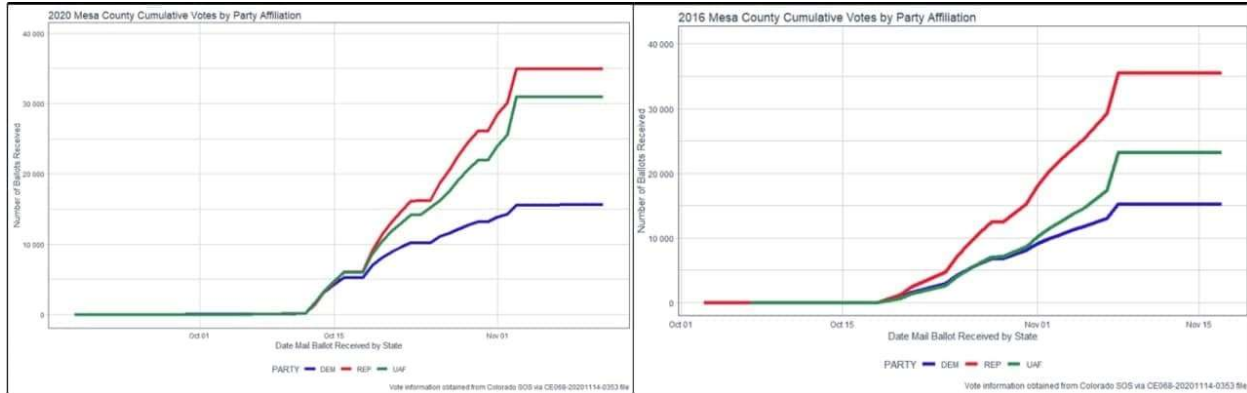


Did someone track and match GOP votes in 2020?

Indicators & Warnings – UAF v. GOP Voters in Colorado



Did someone track and match GOP votes in 2020?



Editor's Note: Guy Smith sent me the graphs (above) of unaffiliated voter registrations in El Paso County, Douglas County, and Mesa County.

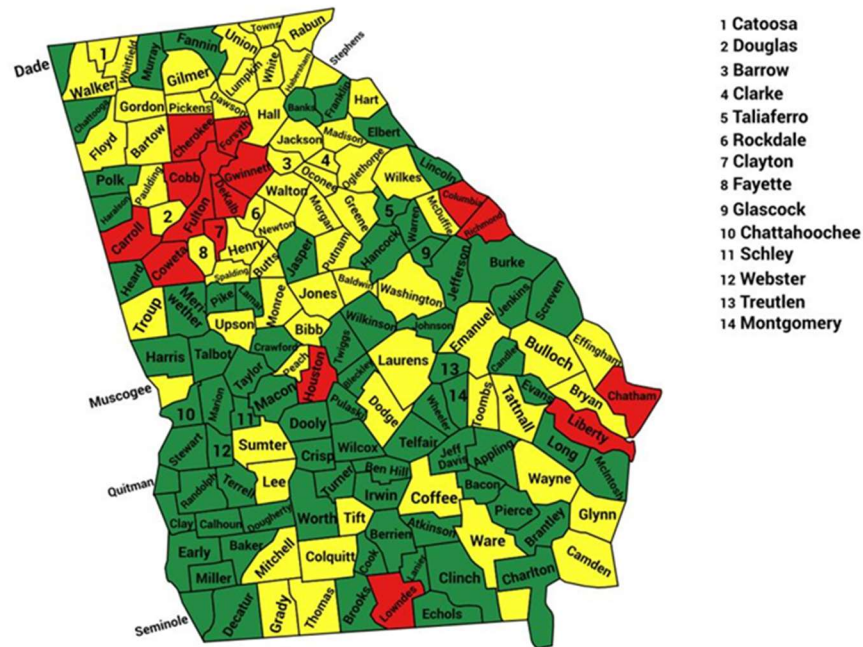
He says: "It is likely none of these data (gathered by @riffology) represent valid ballots. We're watching a B-movie that is pretending to be an Election. Notice that the Republican and Democrat mail-In ballots were unchanged from 2016 to 2020. If these ballots were legitimate, one would have to conclude that in 2020 it was only the Independents (UAF) that were concerned about Covid19 (not the R's or the D's). And the Independents were concerned with a time series curve that somehow exactly matched the Republican mail-In ballots."

Editor's Note: As a resident of Colorado Springs (in El Paso County) for 25 years before moving to Montana, I can't tell you how sad I feel to know the Establishment (mostly the Blue Party) has managed to kill the reddest county in the state. I remember the pride we felt to know that we were the linchpin for Republican Presidential candidates. Then Hillary took the state in 2016 (cheating all the way, as the 2016 charts above show). Worse, the Blue Party took the governorship and all the executive offices, as well as both houses of the legislature and bragged all the way to office in 2018. How depressing!

I left in March of 2019 and don't plan to return in this life, much as I miss the view of Pikes Peak.

Grand Theft Election 2020™

Georgia



Introduction

By Theresa Holmes

After Seth's heat map, Draza Smith analyzes Georgia.

Again, we'll use Seth Keshel's heat map to show where we're most likely to find the phantom voters (assuming their election officials haven't already scrubbed their voter rolls). Then Draza Smith will tell us what happened with those phantoms.

Please read Part One and Part Two if you haven't already so you understand how the PID algorithm works.

I will always start with Seth Keshel's heat maps and analysis because you, our readers, can then work together to develop procedures to get full forensic audits going in your states. Just because Seth didn't do the District of Columbia doesn't mean you can't find ways to get a full forensic audit done here.

These should include getting copies of your county's voter rolls and checking them for oddities like large numbers of people registered from a single-family dwelling or empty lot, same signature multiple times, and so on. This should also include ensuring no "updates" are done to your election equipment that could violate state and federal laws regarding how long election records are to be kept, and so on. You can always check at America First Audit <https://t.me/AmericaFirstAudits> to find the link to your State's Audit group and learn what's going on there.

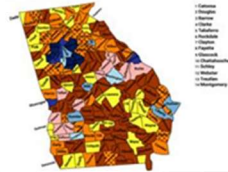
Heat Map by County

By Seth Keshel

Georgia Margin Analysis – 2016 vs. 2020

Georgia 2020 - Trump Margin Shift Map

- Trump Margin Improvement in County Won in 2016
- Trump Margin Improvement in County Lost in 2016
- Trump Loss of Margin 0-2% in County Won in 2016
- Trump Loss of Margin 0-2% in County Lost in 2016
- Trump Loss of Margin 2-4% in County Won in 2016
- Trump Loss of Margin 2-4% in County Lost in 2016
- Trump Loss of Margin 4-8% in County Won in 2016
- Trump Loss of Margin 4-8% in County Lost in 2016
- Trump Loss of Margin >8% in County Won in 2016
- Trump Loss of Margin >8% in County Lost in 2016



Georgia Political Landscape – Pre 2020 Evaluation

Crimson Class – Voted for Romney and Trump – Trump with higher margins than Romney, Sometimes significantly

Republican – Voted for Romney and Trump, but with no margin increase, or decrease With third party throwaway votes

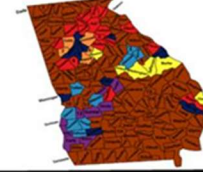
Rural Flip – minor counties Trump flipped

Competitive – room to improve or worsen
Unpredictable Suburb – Shown to be moving away from GOP – margin not known

Dem Machine – Metro Atlanta – Fulton, DeKalb, Clayton, and other smaller ones throughout GA

Trump Classification of GA

- Crimson Class
- Republican
- Trump Rural Southern Flip or Near Flip
- Competitive
- Unpredictable Suburb
- Democrat Machine
- Democrat - Insignificant



Analyst Assessment

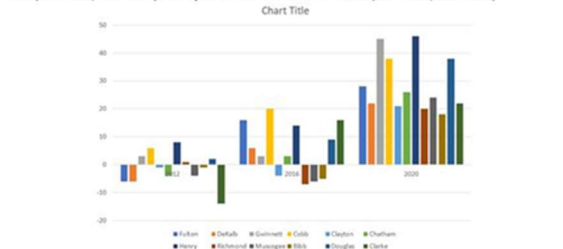
Crimson Class – Trump is exceeding margins in a lot of Crimson Class counties in the Southeast of GA. The far Northwest is seriously dented with no reason, as is the area in the south near the Florida Panhandle, which surged to Trump more this year than last. Any areas in Crimson should not be. I can't see a scenario where Trump is losing more than nominal (<2%) margin in Crimson Counties, if not expanding 100%.

Republican – Subject to reduction in margin for coalition shift or new transplants, but some totals are shocking. Forsyth -14%, Fayette -13%, Paulding -12%, Cherokee -11%, Hall -8%, all with Trump showing sizeable vote increase. Northeastern ATL counties hit particularly hard in this category (most of the plain "Red" counties in map to top right).

Unpredictable Suburb – Trump showing a vote increase after decreasing in 2016 in Cobb, Gwinnett, Henry, Douglas, but increase % in Dem votes is off the charts unreasonable – see graphic to right. Need full audit with signature match to account for "turnout."

Dem Machine – Loss in margin in Clayton is negligible, and Fulton and DeKalb are down, but nowhere near the levels of the Republican counties and suburban counties.

Georgia Key Democrat Counties – Dem Vote % Increase/Decrease Year Over Year
Example – In 2012, Fulton County had 6% fewer raw Democrat votes than in 2008 (255k in 2012, 272k in 2008)



GEORGIA

Biden – 2,473,633 (49.5%)

Trump – 2,461,854 (49.2%)

Red - Rampant

Yellow – Likely/Suspect

Green - Clean

Much like Arizona, Trump set a high-turnout era boom with 373k added votes, solidifying support with standard conservatives and winning more black men.

Democrats on the other hand, though vote gain is expected with population growth, had been stuck in same 104k vote loop (Obama down 70k in 2012, Clinton up 104k), only for Biden to gain 597k in one

election to win the state by an eyelash. 14,000 fraudulent votes kept David Perdue from winning on 11/3 and sent him to runoff.

Pattern is heavy cheating in metro ATL counties and shaving in northern GA exurban and rural counties that are massively pro-Trump. Estimate 311k excess votes (Gwinnett & Fulton 35k, DeKalb 30k, Cobb 25k).

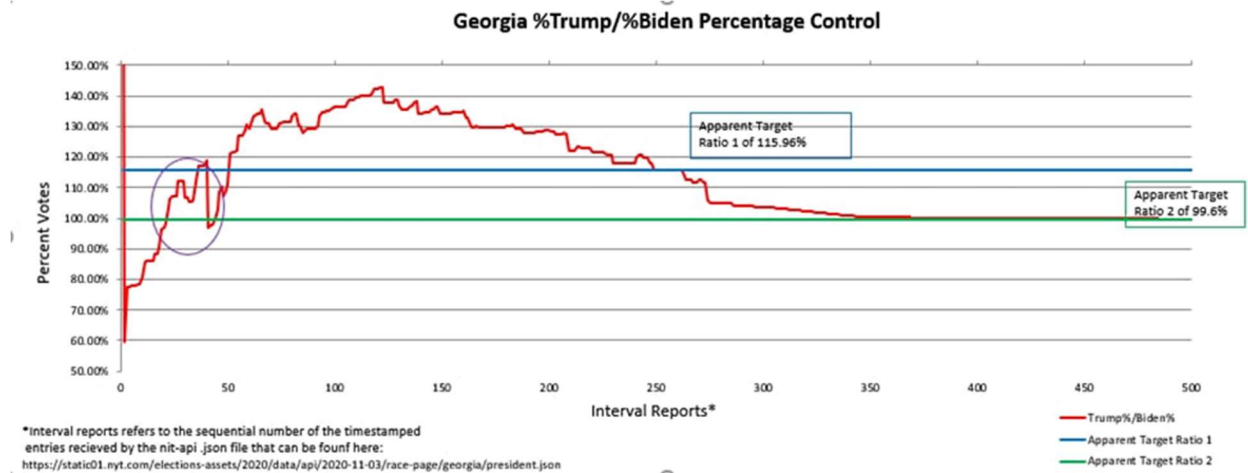
If accurate on 311k excess, Trump margin should have been roughly 52.6 to 46.1 (6.5%) with a margin of 299k votes.

Best audits (RED) – Carroll, Cherokee, Columbia, Coweta, Forsyth, Houston, Lowndes

READ ATTACHMENTS (above).

Georgia

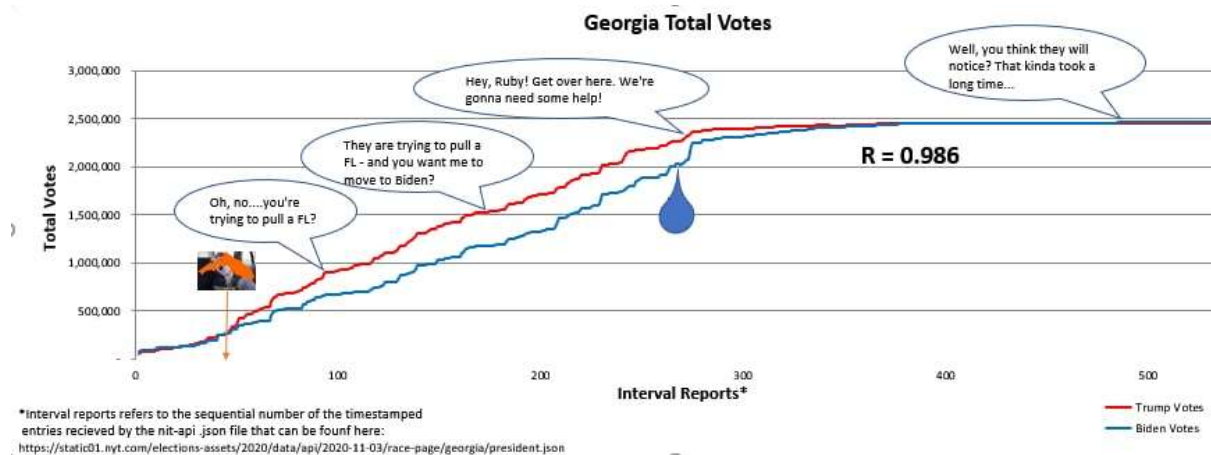
By Draza Smith



Now we look to what trouble switching NC caused in GA!! GA had been born destined to be a Trump girl! And she was actually pretty happy about that. We can see the double peaked hill feature again - we are still riding that same algorithm. I am not really clear on where the first setpoint was, but the curve seems to indicate it was around 116%. It was settling in nicely and then the call came in that they had to move. Now, the trend looks like GA was actually trying to break away like FL did. So, they called in help.

	state	Date	Zulu (London) Time Subtract 5 hours	Total Votes	Trump %	Original Biden %	Biden %	Trump Change from Previous Time Stamp	Trump % of Interval Change	Biden Change from Previous Time Stamp	Biden % of Interval Change	3rd Party Change from Previous Time	3rd Party of Interval Change	# of votes since last time stamp
260	georgia	2020-11-04	5:30:58 AM	4,135,390	0.5305	0.4570	0.4575	1,826	53.05%	1,575	45.75%	41	1.20%	3,442
261	georgia	2020-11-04	5:32:38 AM	4,137,030	0.5305	0.4570	0.4575	870	53.05%	750	45.75%	20	1.20%	1,640
262	georgia	2020-11-04	5:35:26 AM	4,177,709	0.5305	0.4580	0.4575	21,580	53.05%	18,611	45.75%	488	1.20%	40,679
263	georgia	2020-11-04	5:37:31 AM	4,177,828	0.5305	0.4580	0.4575	63	53.05%	54	45.75%	1	1.20%	119
264	georgia	2020-11-04	5:45:17 AM	4,177,851	0.5305	0.4580	0.4575	12	53.05%	11	45.75%	0	1.20%	23
265	georgia	2020-11-04	5:51:49 AM	4,204,269	0.5295	0.4580	0.4575	9,810	37.14%	12,086	45.75%	4,521	17.11%	26,418
266	georgia	2020-11-04	5:55:11 AM	4,280,604	0.5255	0.4620	0.4615	23,297	30.52%	52,046	68.10%	992	1.30%	76,335
267	georgia	2020-11-04	5:57:38 AM	4,312,570	0.5225	0.4650	0.4645	3,860	12.08%	27,690	86.62%	416	1.30%	31,966
268	georgia	2020-11-04	5:58:03 AM	4,331,360	0.5225	0.4650	0.4645	9,818	52.25%	8,728	46.45%	244	1.30%	18,790
269	georgia	2020-11-04	6:00:21 AM	4,331,405	0.5225	0.4650	0.4645	24	52.25%	21	46.45%	1	1.30%	45
270	georgia	2020-11-04	6:01:09 AM	4,358,997	0.5205	0.4670	0.4665	5,699	20.65%	21,534	78.05%	359	1.30%	27,592
271	georgia	2020-11-04	6:06:06 AM	4,367,114	0.5205	0.4670	0.4665	4,225	52.05%	3,787	46.65%	106	1.30%	8,117
272	georgia	2020-11-04	6:12:24 AM	4,338,148	0.5215	0.4660	0.4665	(10,739)	37.07%	(13,513)	46.65%	(4,715)	16.28%	(28,366)
273	georgia	2020-11-04	6:19:49 AM	4,365,353	0.5225	0.4640	0.4645	18,553	68.20%	3,960	14.56%	4,892	17.25%	27,205
274	georgia	2020-11-04	6:21:49 AM	4,394,834	0.5225	0.4640	0.4645	15,404	52.25%	13,694	46.45%	383	1.30%	29,481
275	georgia	2020-11-04	6:23:49 AM	4,463,227	0.5205	0.4670	0.4665	26,809	39.20%	40,695	59.50%	889	1.30%	68,393
276	georgia	2020-11-04	6:32:50 AM	4,463,897	0.5205	0.4670	0.4665	349	52.05%	313	46.65%	9	1.30%	670
277	georgia	2020-11-04	6:34:49 AM	4,626,656	0.5085	0.4800	0.4795	29,196	17.94%	136,074	83.60%	(2,511)	-1.54%	162,759
278	georgia	2020-11-04	6:36:50 AM	4,671,046	0.5065	0.4810	0.4815	13,230	29.80%	30,627	69.00%	533	1.20%	44,390
279	georgia	2020-11-04	7:04:51 AM	4,671,331	0.5065	0.4810	0.4815	144	50.65%	137	48.15%	3	1.20%	285
280	georgia	2020-11-04	7:05:51 AM	4,673,913	0.5065	0.4810	0.4815	1,308	50.65%	1,243	48.15%	31	1.20%	2,582
281	georgia	2020-11-04	7:46:55 AM	4,674,493	0.5065	0.4810	0.4815	294	50.65%	279	48.15%	7	1.20%	580
282	georgia	2020-11-04	7:58:51 AM	4,674,661	0.5065	0.4810	0.4815	85	50.65%	81	48.15%	2	1.20%	168

That close to vertical drop to the new setpoint in the graph above relates to the large number of votes that were entered when the "water pipe burst". Here we can see it - ~162000 votes - reported 2 minutes after the last update - and 136000 (~80%) of them went to Biden. Oh! And notice we stole some from the 3rd party at the same time. Go big or go home...to the basement or something...



So - again - just to make this clear - I don't KNOW any of this, but this is the story the data is telling me. That things in GA kinda went down like this.

A few other observations - The shape factors of the "Total Vote" curves are still so very similar. We would expect to see the vote totals both increase, but not in such a tied manner. The rounded bump around interval 75 for GA is just really hard to explain if they are not tied together somehow. And, North Carolina, like Texas, had the strange putting votes in and taking them out and adding small numbers before the first large number of votes are entered. I am becoming more and more convinced that this must be for some sort of algorithm memory filling.

Editor's Note: This information is also in the North Carolina story because the two states' history in this theft were so closely related. It's kind of like two cars driven by thieves side-swiping each other in their desperate efforts to get away from the police chasing them—which ripples across the playing field as each bump deflects the cars out of their original courses to hit other cars, until you have a massive traffic jam of damaged cars—and a lot of thieves, those toddlers in grownup bodies—trying to figure out how to make the mess go away before the cops (Mommy and Daddy) show up and put them in timeout.

Don't they realize they're just digging the hole deeper?

Of course not. They're all toddlers in grownup bodies, and they have a LOT to lose, possibly including their lives, and certainly all their wealth and power and connections. They ARE being called to account, not only by We the People, but by Reality as a whole. If they go on refusing to accept the fact that they have lost, because Reality IS and they follow masters that are essentially figments of their own imaginations, they are not going to like the end of the game when they must tip over their king in acknowledgement of checkmate.

Put another way, they are car thieves stuck in the middle of the biggest car wreck you ever saw, caused when the "car" labeled Florida spun out of control, then kissed North Carolina, which then kissed Georgia, and so on. They're now surrounded by wreckage they caused, and it just keeps getting worse the more they try to hide their involvement. The sirens tell them they're surrounded. They can't run, and there's no longer anywhere to hide...

<https://t.me/GrandTheftElection2020> is my channel where you can find all the states, plus the background info (Parts One and Two), the Conclusion (Part Three), and a document showing all the states and how the whole election played out like a video game, crash included.

Editor's Note: Cyber Ninjas' Doug Logan provided a long list of recommendations for how to secure future elections during the AZ hearing today which are applicable to every state. They were all well and good—what you would expect from a techno-geek. But management by machines programmed by people who can't be trusted isn't going to solve the problem.

All the states, in my opinion, should vote to eliminate election management by machine and go back to paper ballots, counted by real people. My recommendation is that they make sure those real people ALL SWEAR to preserve and protect the Constitution of these United States, under penalty of at least perjury, if not treason, should any of them cross their fingers behind their backs and try to cheat anyway.

=0=

Of course, making history will always be much harder than reading about it.

Holmes' 1st Law of Project Management is that the amount of time to accomplish a given project is the 5th Power of the number of people working on that project. That's certainly been my experience in life, so I am not surprised at how long this project is taking, especially given the number of people who've decided to act like toddlers in grown up bodies and now hide in the closet with their stolen cookie jar, crumbs all around their mouths and cascading down their fronts. And they look up at Mommy and Daddy (us adults) with innocent smiles and ask, "What cookie jar?"

However, Holmes' 2nd Law of Project Management is that the amount of time to accomplish a given project is only the 3rd Power of the number of REALLY MAD* PEOPLE working on that project. So, yes, this project is taking a lot of time, but the more REALLY MAD* PEOPLE, especially the Super Moms and all the other people who do their best to act like adults and work together, the faster the project of auditing all fifty states, plus wannabe state DC, will be completed.

*MAD "Making A Difference!"



Grand Theft Election 2020™

Part Four – Now What Do We Do?



Conclusion

By Theresa Holmes

As editor and compiler of the evidence of how the 2020 Election was stolen, it's now my turn to tie everything together.

While most of the work referenced within this history was provided by Capt. Seth Keshel and Draza Smith, with contributions by Dr. Frank, Guy Smith, @riffology and others, I'd like to acknowledge several major players not yet (or barely) mentioned.

First, President Trump, for allowing this travesty to occur as the biggest sting operation in history. It can't have been easy to work with his small group of fellow operatives under the radar and behind the scenes to set up all the traps needed to entice the toddlers in grownup bodies who so desperately want to shape Reality for their own purposes to come out of the shadows and reveal themselves and their dreadful worldview to the rest of us—whether we wanted to be slapped in the face with it or not.

Second, General Michael Flynn for his constant reminders that we are all part of the Plan, and that we must focus on learning to work locally with each other to take back the power and authority that come from our response-ability to Reality as a whole, within Whom all of us are parts (even the toddlers in grownup bodies who have chosen to HATE Reality—and us—with everything in them).

Third, Lin Wood, Sydney Powell, Mike Lindell, Prof. David Clements, Bobby Piton, Dr. Shiva, Patrick Byrne, and especially Jarrin Jackson, as well as too many others to name, who have all fought hard in their own ways to wake us all up to the single choice each of us has, to accept Reality and our places in it, or not.

Fourth, all of YOU who have watched the shenanigans pulled by the toddlers in grownup bodies not just now, with this election, but going back decades. You have finally decided enough is enough and it's time to stand up and fight back, not just here in the U.S., but all around the world.

No more will we put up with the toddlers in grownup bodies—those minions of the Serpent—who have spent millennia building their Towers of Power on our backs and trying to suck all the wealth and life out of us. They have spent those millennia shaping history as a series of endless wars designed to kill off the excess rams (young men who might become threats to the old men at the tops of the tribal power structures that underlie what we call “civilization”). They have spent those millennia shaping the narrative to scare the sheep into feeding them, clothing them, and turning over all their wealth in exchange for the bare necessities to keep them alive to grow more food, make more clothing, and dig up more gold and silver for their “betters.”

While this project has focused on Grand Theft Election 2020, this is only one of the three lines of attack being perpetrated against us by these toddlers in grownup bodies.

The second line of attack is the plandemic and the efforts to get everyone vaccinated with assorted vaccines, particularly the mRNA vaccines that have been shown over the last 30 years to kill ALL the animals they've been tested on. Related is the effort to make everyone wear masks that don't keep

viruses out but DO serve as breeding grounds for assorted dangerous bacteria, molds, and other pathogens.

The third line of attack is the ongoing effort to indoctrinate all of us, but especially our children, with Critical Race Theory by ANY name, and thereby divide us so we will remain weak and amenable to the efforts of these minions of the Serpent to keep us under their thumbs. I've been working with fellow Montanans here in Gallatin County to deal with all three of these scourges, and I know we are not alone.

While it's true we can't go back and change the choices that resulted in the Grand Theft Election 2020 video game we've all been stuck in, fraud vitiates EVERYTHING, and the diamonds must still be returned. The game is over, and the thieves have lost, even though, like toddlers who refuse to go to bed even when they're yawning and rubbing their eyes, the thieves are still in denial. They will be brought to account, not just here in this world, but before the Throne of God in the form of King Jesus. Who better to put them in timeout? Permanently, if they insist.

The evidence shown by this project makes it clear that all 50 states plus the District of Columbia need full forensic audits using the Arizona Protocol, including canvassing to find those phantom voters used to drive each state to a predetermined result. In so doing, these minions of the Serpent stole our most precious right to determine who will represent us as our servants in security services, problem-solving, adjudication, and record-keeping, all while thumbing their noses at us in their belief that they know what's best for us.

Unfortunately, what we went through from well before the election till now, and have on record, shows it's highly unlikely that we will ever be able to "prove" to all of these minions of the Serpent that we really do have all the evidence of their wrongdoing and are fully justified in bringing them to account under the Law.

They will keep finding excuses to avoid accepting reality, like toddlers hiding in a closet after swiping the forbidden cookie jar (or the video game and player) and eating all the cookies. With cookie crumbs and chocolate smeared around their mouths and cascading down their fronts, they will look up at us with oh, so innocent smiles and ask, "What cookie jar?" Of course, they must try to hide their crimes, because they know the penalties as well—perhaps better—than we adults do.

I'd really rather every one of these minions of the Serpent chose to give up their hatred of Abba and us because He and we aren't what they want us to be. Wouldn't it be wonderful if we all chose to comfort, heal, and help each other learn how to BE His comfort and healing to each other and DO the tasks He sets before us?

Alas that far too many of these minions of the Serpent will choose to run screaming into the belly of the beast they'd rather serve because they refuse to admit they could ever be wrong. I will not be surprised to see that number exceed one billion people eventually, and possibly go far higher.

Sadly, what we're going through now is the Judgement of the Sheep and the Goats, as Jesus describes it in Matthew 25:31-46. As a species, it's time for us to graduate from kindergarten. This time of transition from the Tower of Power paradigm to the Blanket of Faith paradigm is our final exam. When it is completed, those minions of the Serpent who tried so hard to manipulate the rest of us into being their serfs will either join us in becoming adults or go into timeout—forever.

This is not to say we Children of the One True God should stop doing everything we can on the temporal level to make clear to the minions of the Serpent that we have had enough. We must keep working with each other to take back the Power and Authority granted to us as Children of Yahweh from those who have stolen it from us over the millennia through their con-games and their bullying. But we must also acknowledge that without His comfort, healing, and guidance, we cannot succeed.

We, as a nation and as a world, have reached the precipice of destruction. No matter what we who accept Reality and our places in Him try to do out of our own strength, it will not be enough to beat back the forces of evil driven by the tales of the Serpent and his minions. We must call on Abba and ask Him to intervene on our behalf. It may not seem like it, but indeed we ARE calling on Abba, and He IS intervening on our behalf. Otherwise these minions would have won five years ago, and we'd be under their rule now, if not long dead in the final war to prune the population and usher in their Great Reset.

Everyone involved AT ANY LEVEL in this theft and the ongoing efforts to cover it up, from precinct up to all three branches of the Federal Government, is guilty of treason, and therefore must be considered enemy combatants in league with enemies foreign AND domestic, all bent on destroying this nation as the final step to recreating the world in their image.

Because the results of the 2020 Election have been so badly tainted, and so many people at all levels of civilian government in the U.S. have shown themselves to be corrupted in ways too numerous to detail here, it is my belief—and that of many others—that only the loyal military will be able to fix this on a temporal level. Our civilian government has become incapacitated beyond our ability as civilians to fix without the intervention of the military, with their additional training, equipment, and continuity-of-government plans.

But they MUST know that We the People stand behind them and that we respectfully request that they now act on their oath to preserve and protect the Constitution of these United States, under the guiding Hand of Yahweh, Reality as a whole.

I raise my voice to tell President Trump and his operators in the military that it is now TIME TO ACT. We the People who accept Reality and our places in Him stand behind President Trump and the loyal military.

May Abba Most High wrap His comfort, healing, and Joy around all of us, the Just and the Unjust alike, and help us all learn how to BE and DO His Will on Earth as it is in Heaven, to the greater Glory of His Holy Name!

Amen!

References

The following are only a few of the many sources available from all sides regarding the theft of Election 2020.

Patrick Byrne, a libertarian and founder of Overstock.com, did not, as he makes clear, vote for Pres. Trump in either 2016 or 2020, but could see that the election was rigged. He has written both the book "The Deep Rig," and made a movie "The Deep Rig."

<https://thedeeprig.movie/> (it will ask you for contact info but you can skip this)

Mike Lindell, founder and CEO of MyPillow.com, seems an unlikely hero, but he is a hero, nevertheless. The following are links to his four movies, as well as key videos from the Cyber Symposium.

<https://home.frankspeech.com/tv/video/absolute-proof-exposing-election-fraud-and-theft-america-enemies-foreign-and-domestic>

<https://home.frankspeech.com/tv/video/absolute-interference-sequel-absolute-proof-new-evidence-foreign-and-domestic-enemies-used>

<https://home.frankspeech.com/tv/video/mike-lindell-presents-absolutely-9-0>

<https://home.frankspeech.com/tv/video/scientific-proof-internationally-renowned-physicist-absolutely-proves-2020-election-was>

Cyber Symposium videos

<https://home.frankspeech.com/tv/video/your-wake-call-help-save-our-country-share-everywhere>

<https://home.frankspeech.com/tv/video/simulation-how-your-votes-were-flipped>

<https://home.frankspeech.com/article/elections-expert-seth-keshel-releases-national-fraud-numbers-finds-81-million-excess-votes>

Busting the Man-In-The-Middle, by STEPHEN SPOONAMORE (circa 2014)

2004 Smart-Tech's Bush-Kerry steal in Ohio

I believe that the PID Controller is where Stephen Spoonamore suggests the "Kingpin" resides between the County Tabulators and the SOS Office. Apparently, this has been known for more than 10 years. A fascinating video IMO; Cued to start @ 25:00 <https://youtu.be/BRW3Bh8HQic?t=1501>

(The above reference is provided by Guy Smith.)

Additional videos from the symposium

Draza Smith: Election Fraud on Cruise Control? <https://rumble.com/vkgtqh-draza-smith-election-fraud-on-cruise-control.html>

"The Vote Trafficking Parable" Professor Clements 8/12/21 <https://rumble.com/vl2qbo-mike-lindell-cyber-symposium-professor-david-clements-the-vote-trafficking-.html>

(The above two videos are also referenced at the end of Part One of this project.)

Articles:

<https://time.com/5936036/secret-2020-election-campaign/> The Time Magazine article referenced in Part One.

The Devolution Series by Patel Patriot explains his theory, from publicly available documents, of the plan put in place by Pres. Trump and the loyal military to deal with a clearly incapacitated civilian government at essentially all levels.

<https://patelpatriot.substack.com/p/devolution>

<https://patelpatriot.substack.com/p/devolution-part-2>

<https://patelpatriot.substack.com/p/devolution-part-3>

<https://patelpatriot.substack.com/p/devolution-part-4>

<https://patelpatriot.substack.com/p/devolution-part-5>

<https://patelpatriot.substack.com/p/devolution-part-6>

<https://patelpatriot.substack.com/p/devolution-part-7>

<https://patelpatriot.substack.com/p/devolution-part-8>

<https://patelpatriot.substack.com/p/devolution-addendum-series-part-1>

<https://patelpatriot.substack.com/p/devolution-addendum-series-part-2>

<https://patelpatriot.substack.com/p/devolution-part-9>

<https://patelpatriot.substack.com/p/the-silent-war> (This is part 10, even if not labeled as such)

<https://patelpatriot.substack.com/p/devolution-part-11> You really want to read this one all the way to the end to understand the connection between the indictment of Mr. Sussman, CrowdStrike (internet security company INTIMATELY involved in the theft of Election 2020), the “hack” of SolarWinds (which Dave at X22Report suggested last December could have actually been a White Hat operation, and therefore the source of the pcaps showing international interference), and President Trump’s assertion that we have it all.

The rest of the articles provided by Kanekoa the Great in addition to those in the Preface show how the toddlers in grownup bodies in both the mainstream media and the House and Senate knew how easily the election management equipment could be hacked and manipulated to produce “desired” results:

<https://www.youtube.com/watch?v=KmiHgVmKGT4> Politico: Will the Georgia Special Election Get Hacked? (June 14, 2017)

<https://www.politico.com/magazine/story/2017/06/14/will-the-georgia-special-election-get-hacked-215255> CNET: Defcon hackers find it’s very easy to break voting machines (July 30, 2017)

<https://www.cnet.com/news/defcon-hackers-find-its-very-easy-to-break-voting-machines/> CNN: We watched hackers break into voting machines (Aug 11, 2017)

<https://www.youtube.com/watch?v=HA2DWMHgLnc> Slate: America's Voting Systems Are Highly Vulnerable to Hackers (Feb 22, 2018)

<https://slate.com/news-and-politics/2018/02/americas-voting-systems-are-still-dangerously-vulnerable-to-hacking.html> New York Times: I Hacked an Election. So Can the Russians. (April 5, 2018)

<https://www.nytimes.com/2018/04/05/opinion/election-voting-machine-hacking-russians.html> Axios: There's more than one way to hack an election (July 3, 2018)

<https://www.axios.com/be-smart-there-is-more-than-one-way-to-hack-an-election-1529424861-1e0c75d9-32b8-4a85-98b3-47d5a853fdeb.html> Newsweek: Election Hacking: Voting-Machine Supplier Admits It Used Hackable Software (July 17, 2018)

<https://www.newsweek.com/election-hacking-voting-machines-software-1028948> Voting Machine Hacks at DefCon: 11-year-old hacks Florida voting systems. (Aug 12, 2018)

<https://www.youtube.com/watch?v=jBA3nH-b-NE> The Guardian: Why US elections remain 'dangerously vulnerable' to cyber-attacks (Aug 13, 2018)

<https://www.theguardian.com/us-news/2018/aug/13/us-election-cybersecurity-hacking-voting> CBS: Why voting machines in the U.S. are easy targets for hackers (September 19, 2018)

<https://www.cbsnews.com/news/why-voting-machines-in-the-u-s-are-easy-targets-for-hackers/> Jenny Cohn: The genesis of America's corrupted computerized election system (Oct 10, 2018)

<https://jennycohn1.medium.com/the-corruption-of-americas-computerized-elections-3d5b77124ebe> New York Times: America's Elections Could Be Hacked. Go Vote Anyway (October 19, 2018)

<https://www.nytimes.com/2018/10/19/opinion/midterm-elections-hacking.html> Scientific American: The Vulnerabilities of Our Voting Machines (Nov 1, 2018)

<https://www.scientificamerican.com/article/the-vulnerabilities-of-our-voting-machines/> GQ: How to Hack an Election (November 5, 2018)

<https://www.gq.com/story/how-to-hack-an-election> NY Books: Voting Machines - What Could Possibly Go Wrong? (November 5, 2018)

<https://www.nybooks.com/daily/2018/11/05/voting-machines-what-could-possibly-go-wrong/> Salon: Philly ignores cybersecurity and disability access in voting system selection (Feb 16, 2019)

https://www.salon.com/2019/02/16/philly-ignores-cybersecurity-and-disability-access-in-voting-system-selection_partner/ Politico: State election officials opt for 2020 voting machines vulnerable to hacking (March 1, 2019)

<https://www.politico.com/story/2019/03/01/election-vulnerable-voting-machines-1198780> TechCrunch: Senators demand to know why election vendors still sell voting machines with 'known vulnerabilities' (Mar 27, 2019)

<https://techcrunch.com/2019/03/27/senators-security-voting-machines/> Salon: New "hybrid" voting system can change paper ballot after it's been cast (March 28, 2019)

https://www.salon.com/2019/03/28/new-hybrid-voting-system-can-change-paper-ballot-after-its-been-cast_partner/ AP: New Election systems use vulnerable software (July 13, 2019)

<https://apnews.com/article/e5e070c31f3c497fa9e6875f426ccde1> Vice: Critical U.S. Election Systems Have Been Left Exposed Online Despite Official Denials (Aug 8, 2019)

<https://www.vice.com/en/article/3kxzk9/exclusive-critical-us-election-systems-have-been-left-exposed-online-despite-official-denials> CNN: Watch this hacker break into a voting machine (Aug 10, 2019)

<https://www.cnn.com/videos/business/2019/08/10/voting-booth-hack-def-con-orig.cnn-business> Washington Post: Hackers were told to break into U.S. voting machines. They didn't have much trouble. (Aug 12, 2019)

<https://www.washingtonpost.com/business/2019/08/12/def-con-hackers-lawmakers-came-together-tackle-holes-election-security/> MIT Tech Review: 16 million Americans will vote on hackable paperless machines (Aug 13, 2019)

<https://www.technologyreview.com/2019/08/13/238715/16-million-americans-will-vote-on-hackable-paperless-voting-machines/> Salon: Hackers can easily break into voting machines used across the U.S. (August 14, 2019)

<https://www.salon.com/2019/08/14/hackers-can-easily-break-into-voting-machines-used-across-the-u-s-play-doom-nirvana/> FOX: Election machine keys are on the Internet, hackers say (August 22, 2019)

<https://www.foxnews.com/tech/i-have-the-keys-to-your-voting-machine-probably> NPR: Cyber Experts Warn Of Vulnerabilities Facing 2020 Election Machines (Sep 4, 2019)

<https://www.npr.org/2019/09/04/755066523/cyber-experts-warn-of-vulnerabilities-facing-2020-election-machines> Jenny Cohn: America's Electronic Voting System is Corrupted to the Core (Sep 7, 2019)

<https://jennycohn1.medium.com/americas-electronic-voting-system-is-corrupted-to-the-core-1f55f34f346e> Washington Post: U.S. voting machines vulnerable to hacks in 2020, researchers find (Sep 27, 2019)

<https://www.washingtonpost.com/news/powerpost/paloma/the-cybersecurity-202/2019/09/27/the-cybersecurity-202-u-s-voting-machines-vulnerable-to-hacks-in-2020-researchers-find/5d8cf823602ff14beb3da99e/> Mother Jones: Researchers Assembled over 100 Voting Machines. Hackers Broke Into Every Single One. (Sep 27, 2019)

<https://www.motherjones.com/politics/2019/09/defcon-2019-hacking-village/> The Hill: Voting machines pose a greater threat to our elections than foreign agents (Oct 2, 2019)

<https://thehill.com/opinion/technology/464065-voting-machines-pose-a-greater-threat-to-our-elections-than-foreign-agents> Rolling Stone: John Oliver Breaks Down Faulty Election Machine Security on 'Last Week Tonight' (November 4, 2019)

<https://www.rollingstone.com/tv/tv-news/john-oliver-last-week-tonight-election-security-voting-machines-hack-907626/> Bloomberg: Expensive, Glitchy Voting Machines Expose 2020 Hacking Risks (November 8, 2019)

<https://www.bloomberg.com/news/articles/2019-11-08/expensive-glitchy-voting-machines-expose-2020-hacking-risks> NY Books: How New Voting Machines Could Hack Our Democracy (Dec 17, 2019)

<https://www.nybooks.com/daily/2019/12/17/how-new-voting-machines-could-hack-our-democracy/>

Washington Post: Voting machines touted as secure option are actually vulnerable to hacking, study finds (Jan 8, 2020)

<https://www.washingtonpost.com/news/powerpost/paloma/the-cybersecurity-202/2020/01/08/the-cybersecurity-202-voting-machines-touted-as-secure-option-are-actually-vulnerable-to-hacking-study-finds/5e14cc6e602ff125ce5bd747/> NBC: 'Online and vulnerable' - Experts find nearly three dozens U.S. voting systems connected to internet (Jan 10, 2020)

<https://www.nbcnews.com/politics/elections/online-vulnerable-experts-find-nearly-three-dozen-u-s-voting-n1112436> AP: Reliability of pricey new voting machines questioned (Feb 23, 2020)

<https://apnews.com/article/ae388fb69d14e5d3619128a591cdc0c4> The Guardian: Hack the vote - terrifying film shows how vulnerable US elections are (Mar 26, 2020)

<https://www.theguardian.com/tv-and-radio/2020/mar/26/kill-chain-hbo-election-hacking-documentary>

AJC: In high-stakes election, Georgia's voting system vulnerable to cyberattack (Oct 23, 2020)

<https://www.ajc.com/politics/election/in-high-stakes-election-georgias-voting-system-vulnerable-to-cyberattack/TBFT5U5BH5AZZPFPZTP3LFQ7RY/>